



The Honorable
LOURDES A. LEON GUERRERO
Maga' Håga - Governor

The Honorable
JOSHUA F. TENORIO
Sigundo Maga' Låhi - Lieutenant Governor



VINCENT P. ARRIOLA
Director

LINDA J. IBANEZ
Deputy Director

ERNEST G. CANDOLETA, JR.
Deputy Director

27 MAR 2025

The Honorable Frank Blas Jr.
Speaker, 38th Guam Legislature
I Mina'trentai Ocho Na Lehislaturan Guahan
Guam Congress Building
163 W. Chalan Santo Papa
Hagatna, Guam 96932

Re: Citizen Centric Report (CCR) for Fiscal Year ended September 30, 2023

Dear Honorable Speaker:


We are pleased to present the Department of Public Works' Citizen Centric Report for Fiscal Year ended September 30, 2023 pursuant to Public Law 30-127 Section 2(a). These four (4) pages report provides to the People of Guam information of the department's mission, goals, objectives, finances, performances, challenges and our future outlook. DPW will post the CCR in our website: www.dpw.guam.gov.

Should you need additional information, or have any questions or concerns, please call me at 671-646-3131.

Si Yu'us Ma'ase!


VINCENT P. ARRIOLA

Attachment: Citizen Centric Report FY 2023

 cc: *Governor of Guam*
The Honorable Joe S. San Agustin, Senator
Office of Public Accountability

DEPARTMENT OF PUBLIC WORKS

DIPATTAMENTON CHE' CHO PUBLEKO

CITIZEN CENTRIC REPORT - FISCAL YEAR 2023



Vincent P. Arriola
Director



Linda J. Ibanez
Deputy Director



Ernest G. Candoleta, Jr.
Deputy Director



ABOUT US

The Department of Public Work (DPW) was established under Public Law 1-88 in 1952 under section 5104. DPW provides five major essential service: Public Safety, Transportation, Highway Maintenance, Government-Wide Support, and Capital Improvement Projects. Within DPW there are six divisions: Administrative Service, Building Construction and Facility Maintenance, Bus Operations, Capital Improvement Projects, Highway and Transportation Maintenance. These divisions assist in providing service to ensure the department's mission to fulfilled to the people of Guam.

GENERAL INFORMATION	FY 2022	FY 2023
Population	171,774	172,952
No. of Public School Enrollment	±26,619	25,648
No. of Gov Guam Employees	12,110	12,040
No. DPW of Employees	239	231
No. Village / Primary Streetlights	13,668/ 3,200	(150W/250W) 15,166 / 4964
No. of Secondary Collector Streetlights	0	0
Total Miles of Roads: Primary / Secondary	230/ 862.10	230/ 862.10

MISSION

Our Mission is to provide, to the people of Guam, a safe, smooth and high quality roadway system. An efficient, reliable, and safe school bus transportation system. A process that ensures the public's safety through the proficient review and examination of all building permits and application. The administration of constructing and maintaining all government buildings and capital projects, all within an efficient and cost effective manner.

GOALS & OBJECTIVES

- Enforce building codes
- Provide safe and efficient highway transportation system
- Maintain and repair DPW's school buses, vehicles, and equipment
- Build and maintain a safe and efficient highway system
- Manage all Government of Guam capital improvement projects and comply with building codes, territorial, and federal safety guidelines
- Coordinate and manage Guam's comprehensive highway safety program
- Provide maintenance, repairs, and construction services for government buildings
- To provide administrative tasks, processes and support in relation to operations, conforming to policies and procedures in allocating resources



HOW HAVE WE PROGRESSED IN FY 2023

PUBLIC WORKS

Pride In Public Service

DPW ESSENTIAL SERVICES:

	FY 2022	FY 2023
CAPITAL IMPROVEMENTS		
Number of Highway Construction Projects:		
Number of Bridges	0	0
Number of Roadways	5	9
Number of Ongoing Projects	4	4
Number of Completed Projects	1	5
Number of Ongoing Projects (CIP)	9	36
Number of Completed Projects(CIP)	29	20
Total Building Permits Issued	998	753

HIGHWAY MAINTENANCE		
Number of Miles Resurfaced	13.07	4.1
No. of Potholes Repaired (Avg. 1.5'x1.5'x4)	2,511	750

HIGHWAY SAFETY CORE MEASURES		
Total Fatalities	14	29
Serious Injuries in Traffic Crashes	585	601
Unrestrained Passengers (Fatalities)	3	1
Alcohol Impaired Driving Fatalities	1	3
Speed Related Fatalities	6	13
Motorcyclist Fatalities	2	2
Pedestrian Fatalities	5	7
DUI and Drug-Related Arrests	170	401

TRANSPORTATION		
Bus: Total Student Passenger Count	9,495	12,000
Bus: Total Number Routes	179	179
Bus: Total Number Fleet	156	156
Number of Bus Repairs (Estimated)	700	820
No. of Light Vehicle Repairs (Estimated)	196	182
No. of Heavy Equipment Repairs (Estimated)	127	141



HIGHWAY MAINT. & CONSTRUCTION

BUS OPERATION



FEDERAL HIGHWAYS

CAPITAL IMPROVEMENT PROJECTS



OFFICE OF HIGHWAY SAFETY



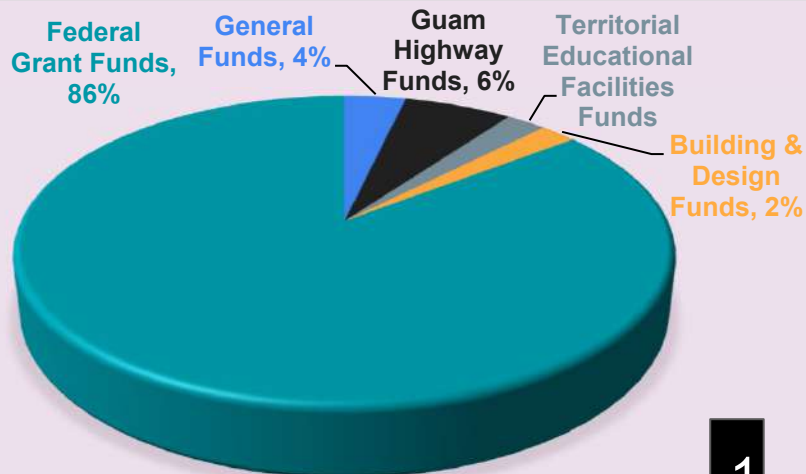
TRANSPORTATION MAINTENANCE

GOVERNMENT-WIDE SUPPORT	FY2022	FY2023
Total Number of Work Request	1,216	1,419
Avg. Day to Complete Request	3	3
Number of Plumbing Request	419	375
Number of Electrical Service Request	454	419
Number of Carpentry Request	173	250
Number of Air Condition Request	170	375

DPW - FY 2023 APPROPRIATIONS

FUND SOURCE	2022	2023
General Fund	\$5,000,000	\$10,628,742
Guam Highway	\$14,159,072	\$18,728,635
Territorial Edu. Facilities Fund	\$6,788,524	\$6,889,928
DPW Blg. & Design	\$7,018,386	\$6,345,762
Federal Grants	\$235,044,213	\$250,838,376
TOTAL FUNDING SOURCE:	\$268,010,195	\$293,431,443

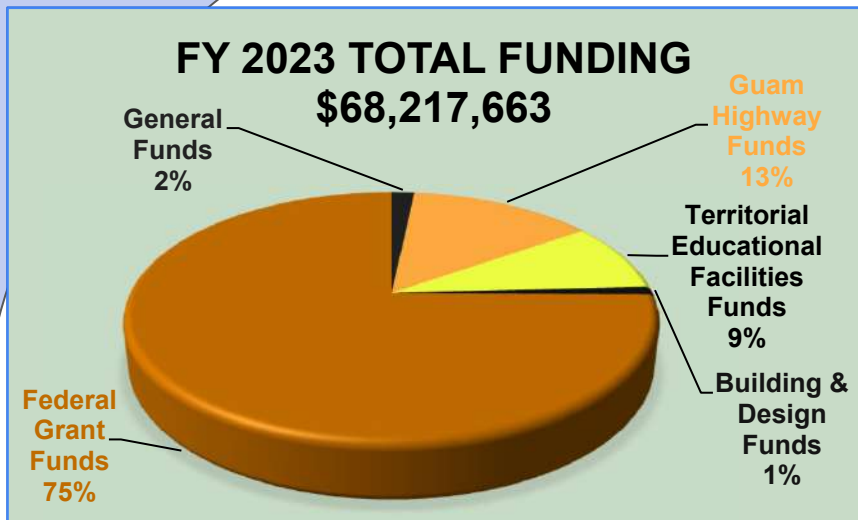
Source: DOA AS400



FY 2023 TOTAL APPROPRIATIONS
\$293,431,443

1
2
3
4

DPW - FY 2023 EXPENDITURES



FY 2023 TOTAL FUNDING
\$68,217,663

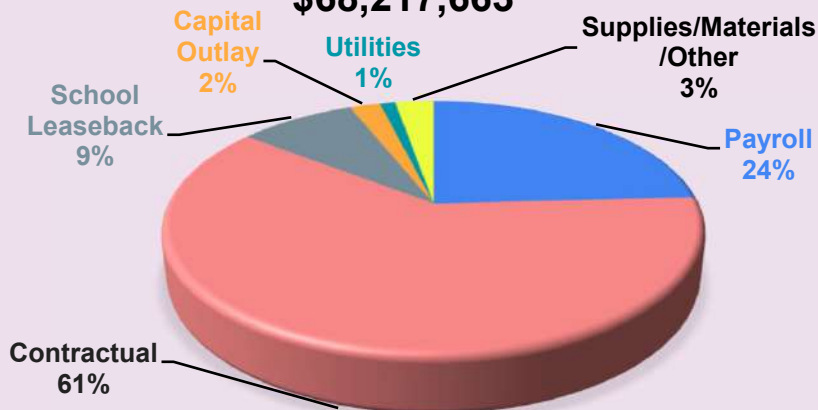
BY FUND TYPE	2022	2023
General Fund	\$1,577,974	\$1,132,683
Guam Highway Fund	\$9,460,481	\$9,259,410
Guam Edu. Facilities Fund (GEFF)	\$6,139,748	\$6,089,782
DPW Blg. & Design	\$712,181	\$701,033
Federal Grants	\$35,931,114	\$51,034,755
TOTAL FUNDING SOURCE:	\$ 53,821,497	\$ 68,217,663

Source: DOA AS400

BY OBJECT CLASS	2022	2023
Payroll	\$15,088,792	\$16,511,351
Contractual	\$29,697,270	\$41,816,707
School Leaseback	\$5,735,750	\$5,740,250
Capital Outlay	\$840,935	\$1,503,913
Utilities	\$753,126	\$759,561
Supplies/Materials/Other	\$1,705,624	\$1,885,881
TOTAL EXPENDITURES:	\$53,821,497	\$68,217,663

Source: DOA AS400

FY 2023 TOTAL EXPENDITURES
\$68,217,663



DPW is included in a Government-wide audit. An independent audit was conducted, resulting in a clean audit opinion. Complete financial information can be found at: <http://www.opa.guam.org/reports-audit/financial-audits>

CHALLENGES & OUTLOOK

CHALLENGES

Due to budgetary constraints, we are challenged by the following:

- MS4 (Municipal Separate Storm Sewer System) Requirements
- MSHA (Mine Safety and Health Administration) Requirements
- Limited Materials and Supplies
- Limited Transportation Fleet
- Limited Manpower Resources
- Procurement of Electric School Bus



1
2
3
4

APRIL is Distracted Driving Month
Don't drive distracted. Eyes forward.

THREE PRIMARY FORMS OF DRIVER DISTRACTION

OPTIC DISTRACTION
 Anything that takes your visual attention off the road

MANUAL DISTRACTION
 Anything that requires you to take your hands off the steering wheel

MENTAL DISTRACTION
 Anything that diverts your mind from the task of driving

Source: Office of Highway Safety

Paving the Way for Safer Streets

Restoring Our ROADS

FUNDED BY: Federal Highway Administration, U.S. DOT

PROJECT TITLE: Islandwide Safety Improvements on Primary Roads (Striping and Marking)

PROJECT NUMBER: GU-THS-1400(002)-01

DESIGNERS: WSP

CONTRACTOR: Hawaiian Rock Products

CONSTRUCTION MANAGER: Department of Public Works

CONTRACT AMOUNT: \$1,073,965.50

CONTRACT TIME: 180 calendar days

Source: Federal Highways

FUTURES OUTLOOKS

DPW seeks to accomplish:

- > Maintaining Roads
- > Building Roads
- > Building and Maintaining Bridges, Ponding Basins, and Culverts
- > Building and Maintaining Government Facilities
- > Expanding DPW Facilities
- > Maintaining Busses and Other Fleets
- > Bus Fleet Replacement Plan



We want to hear from you!
 Do you like this report? Do you believe it should include any information? Please let us know by contacting Ms. Linda J. Ibanez, Deputy Director at (671) 646-3131 or email: linda.ibanez@dpw.guam.gov

*Department of Public Works
Citizen Centric Report
FY 2023 Finances*

APPROPRIATIONS BY FUND SOURCE

<i>Fund Source</i>	<i>FY2022</i>	<i>FY2023</i>
General Funds	5,000,000	10,628,742
Guam Highway Funds	14,159,072	18,728,635
Territorial Educational Facilities Funds	6,788,524	6,889,928
Building & Design Funds	7,018,386	6,345,762
Federal Grant Funds	235,044,213	250,838,376
TOTAL:	268,010,195	293,431,443

EXPENDITURES BY FUND SOURCE

<i>Fund Source</i>	<i>FY2022</i>	<i>FY2023</i>
General Funds	1,577,974	1,132,683
Guam Highway Funds	9,460,481	9,259,410
Territorial Educational Facilities Funds	6,139,748	6,089,782
Building & Design Funds	712,181	701,033
Federal Grant Funds	35,931,114	51,034,755
TOTAL:	53,821,497	68,217,663

EXPENDITURES BY OBJECT CLASS

OBJECT CLASS	FY2022	FY2023
Payroll	15,088,792	16,511,351
Contractual	29,697,270	41,816,707
School Leaseback	5,735,750	5,740,250
Capital Outlay	840,935	1,503,913
Utilities	753,126	759,561
Supplies/Materials/Other	1,705,624	1,885,881
TOTAL:	53,821,497	68,217,663

**Department of Public Works
Citizen Centric Report
Finances**

FY2022 Expenditures by Object Categories

<i>FUND SOURCE</i>	<i>OBJECT CATEGORIES</i>											
	<i>Personnel 111/112/113</i>	<i>Travel 220</i>	<i>Contracts 230</i>	<i>Supplies 240</i>	<i>Equipment 250</i>	<i>Workers Comp 270</i>	<i>Drug Test 271</i>	<i>Sub- Recipients 280</i>	<i>Misc. 290</i>	<i>Utilities 361/362/363</i>	<i>Capital Outlay 450</i>	<i>Grand Total</i>
General Fund	1,137,148	0	54,974	180,052	0	0	11,540	0	0	194,260	0	1,577,974
Guam Highway Fund	4,005,388	0	4,550,115	364,778	9,414	0	200	0	0	530,585	0	9,460,481
Territorial Educational Facilities Fund	5,714,590	0	35,064	377,678	0	0	0	0	7,760	4,655	0	6,139,748
Building & Design Fund	635,645	4,518	17,703	16,739	22,343	0	120	0	0	15,113	0	712,181
Federal Grant Funds	3,596,022	145,018	25,039,413	370,487	139,125	0	40	0	5,791,562	8,513	840,935	35,931,114
Grand Total:	15,088,792	149,536	29,697,270	1,309,734	170,882	0	11,900	0	5,799,322	753,126	840,935	53,821,497

FY2023 Expenditures by Object Categories

<i>FUND SOURCE</i>	<i>OBJECT CATEGORIES</i>											
	<i>Personnel 111/112/113</i>	<i>Travel 220</i>	<i>Contracts 230</i>	<i>Supplies 240</i>	<i>Equipment 250</i>	<i>Workers Comp 270</i>	<i>Drug Test 271</i>	<i>Sub- Recipients 280</i>	<i>Misc. 290</i>	<i>Utilities 361/362/363</i>	<i>Capital Outlay 450</i>	<i>Grand Total</i>
General Fund	38,519	0	1,082,491	11,673	0	0	0	0	0	0	0	1,132,683
Guam Highway Fund	5,197,919	0	3,253,333	83,731	1,217	0	0	0	0	723,210	0	9,259,410
Territorial Educational Facilities Fund	5,770,531	0	41,417	272,267	0	0	0	0	0	5,567	0	6,089,782
Building & Design Fund	591,871	0	4,326	9,404	82	0	0	0	0	19,770	75,580	701,033
Federal Grant Funds	4,912,511	171,285	37,435,140	1,056,842	243,812	0	40	0	5,775,777	11,015	1,428,333	51,034,755
Grand Total:	16,511,351	171,285	41,816,707	1,433,917	245,112	0	40	0	5,775,777	759,561	1,503,913	68,217,663

Department of Public Works
Appropriation Breakdown by Fund Source and by Object Category
Fiscal Year 2022 as of September 30, 2022

Fund Source: General Fund

Source: FIRM/400 Accounting System

Division/Program	Account No.	Object Category															Grand Total
		111	112	113	220	230	240	250	270	271	280	290	361	362	363	450	
Director's Office	5100A221000GA001	160,176.24	319.90	63,043.86	-	132,192.00	14,628.00	-	-	12,040.00	-	1,680.00	254,741.00	16,627.00	20,111.00	-	675,559.00
Capital Improvement Projects	5100A221010SE005	201,040.00	-	96,839.00	-	73,832.00	12,099.00	-	-	120.00	-	-	-	-	3,894.00	-	387,824.00
Transportation Maintenance	5100A221020GA007	187,908.00	15,370.00	128,717.00	-	14,466.00	13,197.00	45.00	-	120.00	-	-	-	-	1,246.00	-	361,069.00
Bus Operations	5100A221030SE006	-	-	-	-	-	179,495.00	-	-	-	-	-	-	-	-	-	179,495.00
Building Maintenance	5100A221040SE001	155,352.00	5,567.00	101,001.00	-	56,232.00	12,532.00	-	-	120.00	-	-	-	-	833.00	-	331,637.00
Highways	5100A221060SE008	584,379.00	52,448.00	332,825.00	-	67,059.00	-	405.00	-	380.00	-	4,240.00	70,765.00	-	3,153.00	-	1,115,654.00
HMC - Vill St/Rd Resrf/Repr	5100A221060SE013	65,024.00	129,659.00	46,087.00	-	1,023,031.00	96,188.00	-	-	-	-	-	-	-	-	-	1,359,989.00
HMC - Bike Ln/Vil Resf/Rep	5100A221060SE015	-	-	-	-	588,773.00	-	-	-	-	-	-	-	-	-	-	588,773.00
Total GF		1,353,879.24	203,363.90	768,512.86	0.00	1,955,585.00	328,139.00	450.00	0.00	12,780.00	0.00	5,920.00	325,506.00	16,627.00	29,237.00	0.00	5,000,000.00

Fund Source: Guam Highway Fund

Source: FIRM/400 Accounting System

Division/Program	Account No.	Object Category															Grand Total
		111	112	113	220	230	240	250	270	271	280	290	361	362	363	450	
Director's Office	5208A221000GA201	683,262.00	7,621.00	255,115.00	-	71,885.00	6,643.00	7,180.00	-	80.00	-	-	114,300.00	174,825.00	17,299.00	-	1,338,210.00
Capital Improvement	5208A221010SE205	465,203.00	0.00	186,133.00	-	20,928.00	2,913.00	-	-	-	-	-	-	-	2,106.00	-	677,283.00
Transportation Maintenance	5208A221020GA207	567,799.00	51,466.00	253,284.00	-	61,538.00	81,114.00	8,955.00	-	-	-	-	-	-	2,954.00	-	1,027,110.00
Bus Operations	5208A221030SE206	-	-	-	-	1,446.00	15,407.00	459.00	-	-	-	-	-	-	-	-	17,312.00
Building Maintenance	5208A221040SE201	249,120.00	1,135.00	98,483.00	-	7,207.00	7,412.00	-	-	-	-	-	-	-	667.00	-	364,024.00
Highways	5208A221060SE208	667,719.00	70,475.00	286,351.00	-	111,471.00	309,927.00	-	-	120.00	-	-	213,600.00	-	4,837.00	-	1,664,500.00
HMC - Vill St/Rd Resrf/Repr	5208A221060SE213	84,976.00	35,341.00	41,913.00	-	957,447.00	7,030.00	-	-	-	-	-	-	-	-	-	1,126,707.00
HMC - Bike Ln/Vil Resf/Rep	5208A221060SE215	-	-	-	-	1,620,000.00	-	-	-	-	-	-	-	-	-	-	1,620,000.00
Addl Village St/Rd Resrf/Repair	5208C191060SE216	-	-	-	-	5,118,087.00	-	-	-	-	-	-	-	-	-	-	5,118,087.00
Addl Village St/Rd Resrf/Repair	5208C211060SE216	-	-	-	-	1,205,839.00	-	-	-	-	-	-	-	-	-	-	1,205,839.00
Total GHF:		2,718,079.00	166,038.00	1,121,279.00	0.00	9,175,848.00	430,446.00	16,594.00	0.00	200.00	0.00	0.00	327,900.00	174,825.00	27,863.00	0.00	14,159,072.00

Fund Source: Territorial Educational Facilities Fund

Division/Program	Account No.	Object Category															Grand Total
		111	112	113	220	230	240	250	270	271	280	290	361	362	363	450	
Bus Operations	5205A221030SE216	4,133,397.00	-	2,008,458.00	-	55,000.00	577,509.00	-	-	-	-	9,360.00	-	-	4,800.00	-	6,788,524.00
Islandwide School Bus Shelter	5205C131040SE209	-	-	-	-	-	-	-	-	-	-	-	-	-	-	-	0.00
Total TEFF:		4,133,397.00	0.00	2,008,458.00	0.00	55,000.00	577,509.00	0.00	0.00	0.00	0.00	9,360.00	0.00	0.00	4,800.00	0.00	6,788,524.00

Fund Source: DPW Building and Design Fund

Division/Program	Account No.	Object Category															Grand Total
		111	112	113	220	230	240	250	270	271	280	290	361	362	363	450	
DPW BDF 25%	5235C161010GA203	(10,986.46)		(4,333.54)					-		-	-	-	-			(15,320.00)
Bldg & Design Fee Acct	5235C171010GA202					6,654.85	5,939.72		-	40.00							12,634.57
DPW BDF 25%	5235C171010GA203	65,914.54		29,502.29	11,000.00	20,000.00	18,372.49	50,000.00	-	-	-	-	-	-	12,923.60	11,010.00	218,722.92
Bldg & Design Fee Acct	5235C181010GA202					12,499.53	9,850.65	30.95	-						2,207.91		24,589.04
Bldg & Design Fee Acct	5235C191010GA202	(510.00)		8,043.91		5,765.83			-	360.00			12,639.32				26,299.06
DPW BDF 25%	5235C191010GA203	50,746.70		12,933.47			52,800.83	50,000.00	-	40.00							166,521.00
Bldg & Design Fee Acct	5235C201010GA202	571.62	0.96	15,547.80		5,391.18	3,653.19	18,500.00	-	-	-	-	-	-	-	-	43,664.75
DPW BDF 25%	5235C201010GA203	500,000.00		240,000.00	17,100.00	28,000.00	178,705.00	40,000.00	-	135.00					25,000.00	84,000.00	1,112,940.00
Bldg & Design Fee Acct	5235C211010GA202	115,864.23		64,628.40		18,857.00			-								199,349.63
DPW BDF 25%	5235C211010GA203	1,427,933.00		465,769.00		938,801.00	89,965.00		-	135.00					13,000.00	100,000.00	3,035,603.00
Bldg & Design Fee Acct	5235C221010GA202	1,398,052.00		705,706.00		43,950.00	5,800.00	2,000.00	-	720.00			18,200.00		18,954.00		2,125,732.00
Total BDF:		3,547,585.63	0.96	1,537,797.33	28,100.00	1,079,919.39	365,086.88	160,530.95	-	1,430.00	-	-	30,839.32	-	72,085.51	195,010.00	7,018,385.97

Department of Public Works
Appropriation Breakdown by Fund Source and by Object Category
Fiscal Year 2022 as of September 30, 2022

Fund Source: National Highway Transportation Safety Administration

Division/Program	Account No.	Object Category														Grand Total	
		111	112	113	220	230	240	250	270	271	280	290	361	362	363		450
Planning & Admin	5101E221062AH*05	69,107.09	-	15,288.15	87,453.54	37,321.72	67,453.53	14,389.42	-	-	-	-	-	-	6,000.00	50,224.44	347,237.89
Alcohol	5101E221062B****	164,847.10	26,707.64	57,872.02	78,350.87	11,200.00	3,000.00	8,800.00	-	-	-	15,757.00	-	-	-	24,500.00	391,034.63
Occupant Protection	5101E221062C****	67,978.16	13,353.80	27,171.13	14,780.26	2,415.03	2,000.00	2,049.00	-	-	-	-	-	-	-	-	129,747.38
Police Traffic Service	5101E221062D****	80,716.14	33,384.55	34,196.93	58,660.00	2,500.00	2,000.00	9,420.00	-	-	50,000.00	45,000.00	-	-	-	41,600.00	357,477.62
Traffic Records	5101E221062EH*04	22,034.44	-	10,373.20	25,000.00	16,500.00	1,500.00	-	-	-	-	-	-	-	-	-	75,407.64
Paid Media	5101E221062FH*06	-	-	-	-	40,000.00	-	-	-	-	-	-	-	-	-	-	40,000.00
Pedestrian Safety	5101E221062G****	32,169.31	13,353.81	18,226.52	15,000.00	2,000.00	2,000.00	2,000.00	-	-	-	-	-	-	-	-	84,749.64
Emergency Medical	5101E221062H****	4,767.00	-	2,184.74	10,000.00	-	9,646.26	-	-	-	-	-	-	-	-	-	15,000.00
Distracted Driving	5101E221062IH*09	4,634.49	-	-	5,365.51	5,000.00	-	-	-	-	-	-	-	-	-	75,403.00	102,001.00
MITR-Op High Training	5101E221065BH*25	-	-	-	25,000.00	35,534.51	2,000.00	15,370.85	-	-	-	-	-	-	-	-	77,905.36
M1CSS-Op High Purchase	5101E221065BH*26	-	-	-	-	-	-	12,072.89	-	-	-	-	-	-	-	-	12,072.89
MIPE-Op High Education	5101E221065BH*27	20,982.00	-	7,854.08	-	121,936.40	-	-	-	-	-	-	-	-	-	-	150,772.48
SEC 405B MIHVE-OP	5101E221065BP*2A	2,670.77	13,353.81	3,975.42	-	-	-	-	-	-	-	-	-	-	-	-	20,000.00
SEC 405C M3DA Data Program	5101E221065CH*30	10,583.34	-	4,779.00	-	106,024.29	-	-	-	-	-	-	-	-	-	-	121,386.63
Total NHTSA:		480,489.84	100,153.61	181,921.19	319,610.18	380,431.95	89,599.79	64,102.16	0.00	0.00	50,000.00	60,757.00	0.00	0.00	6,000.00	191,727.44	1,924,793.16

Fund Source: Federal Highway Administration

Division/Program	Account No.	Object Category														Grand Total	
		111	112	113	220	230	240	250	270	271	280	290	361	362	363		450
FHWA Projects	5101F**1068*****	13,259,535.87	777,525.81	5,136,231.05	399,603.35	177,918,903.58	13,288.00	207,400.00	-	4,135.00	-	-	42,780.00	-	44,040.00	1,411,344.52	199,214,787.18
DPW Campus Photovoltaic System	5101F171000IB116	-	-	-	-	548,827.00	-	-	-	-	-	-	-	-	-	-	548,827.00
School Leaseback	5101F221000IB111	-	-	-	-	-	-	-	-	-	-	5,735,750.00	-	-	-	-	5,735,750.00
Total FHWA:		13,259,535.87	777,525.81	5,136,231.05	399,603.35	178,467,730.58	13,288.00	207,400.00	0.00	4,135.00	0.00	5,735,750.00	42,780.00	0.00	44,040.00	1,411,344.52	205,499,364.18

Fund Source: Miscellaneous Federal Grant Funds

Division/Program	Account No.	Object Category														Grand Total	
		111	112	113	220	230	240	250	270	271	280	290	361	362	363		450
RJ Bordallo Complex Phase II	5101H171000IB110	-	-	-	-	538,019.09	79,980.91	-	-	-	-	-	-	-	-	-	618,000.00
FY18 DPW OPS Offset	5101H181000IB101	-	-	-	-	-	-	-	-	-	-	-	-	-	-	-	0.00
FY19 OPS (Recipient #4-DPW)	5101H191000IB101	703,804.00	-	302,476.00	-	201,575.00	68,750.00	65,534.00	-	-	-	-	-	-	-	1,207,861.00	2,550,000.00
Tech Data Software Equip Prog	5101H191020PA102	-	-	-	-	63,500.00	2,500.00	37,000.00	-	-	-	-	-	-	-	-	103,000.00
FY20 IA OPS Offset #1 (DPW)	5101H201000IB101	161,250.00	-	53,750.00	-	250,000.00	-	-	-	-	-	-	-	-	-	-	465,000.00
DPW CCTV System	5101H201000TA102	-	-	-	-	44,200.00	-	-	-	-	-	-	-	-	-	-	44,200.00
DPW Barcode Inventory System	5101H201000TA103	-	-	-	-	-	5,000.00	9,000.00	-	-	-	-	-	-	-	-	14,000.00
Highway Infrastructure Maintenance	5101H201061IB102	-	-	-	-	-	-	2,525.24	-	-	-	-	-	-	-	-	370,000.00
FY21 IA OPS (Recipient #2-DPW)	5101H211000IB101	230,683.00	-	97,648.04	-	69,000.00	16,564.00	22,100.00	-	-	-	-	-	-	-	413,861.00	849,856.04
Highway Infrastructure Maintenance	5101H211000IB104	-	-	-	-	-	-	-	-	-	-	-	-	-	-	-	556,000.00
TM Purchase of Equipment	5101H221020TA101	-	-	-	-	-	-	-	-	-	-	-	-	-	-	-	0.00
Total Federal Misc:		1,095,737.00	0.00	453,874.04	0.00	1,166,294.09	172,794.91	136,159.24	0.00	0.00	0.00	0.00	0.00	0.00	0.00	0.00	2,545,196.76

Fund Source: American Rescue Plan

Division/Program	Account No.	Object Category														Grand Total	
		111	112	113	220	230	240	250	270	271	280	290	361	362	363		450
CIP Building & Design	5682C211010AR301	604,460.00	-	261,584.00	-	586,000.00	8,500.00	818,460.00	-	-	-	-	-	-	-	-	2,279,004.00
Transportation Maintenance	5682C211020AR301	901,220.00	25,947.00	414,804.00	-	710,200.00	100,000.00	100,000.00	-	-	-	-	-	-	-	400,000.00	2,652,171.00
Bus Operations	5682C211030AR301	797,130.00	22,950.00	366,600.00	-	-	815,232.00	-	-	-	-	-	-	-	-	2,194,500.00	4,196,412.00
Building Maintenance	5682C211040AR301	397,756.00	11,452.00	174,303.00	-	-	-	-	-	-	-	-	-	-	-	200,000.00	783,511.00
Division of Highways	5682C211060AR301	532,020.00	13,520.00	253,854.00	-	7,955,745.00	214,001.00	50,000.00	-	-	-	-	-	-	-	3,119,762.00	12,138,902.00
Total ARP:		3,232,586.00	73,869.00	1,471,145.00	0.00	9,251,945.00	1,137,733.00	968,460.00	0.00	0.00	0.00	0.00	0.00	0.00	0.00	0.00	5,914,262.00

Grand Total Local/Special Funds:		11,752,940.87	369,402.86	5,436,047.19	28,100.00	12,266,352.39	1,701,180.88	177,574.95	0.00	14,410.00	0.00	15,280.00	684,245.32	191,452.00	133,985.51	195,010.00	32,965,981.97
Grand Total Federal Grant Funds:		18,068,348.71	951,548.42	7,243,171.28	719,213.53	189,266,401.62	1,413,415.70	1,376,121.40	0.00	4,135.00	50,000.00	5,796,507.00	42,780.00	0.00	50,040.00	10,062,530.72	235,044,213.38

Department of Public Works
Expenditure Breakdown by Fund Source and by Object Category
Fiscal Year 2022 as of September 30, 2022

Fund Source: General Fund

Source: FIRM/400 Accounting System

Division/Program	Account No.	Object Category															Grand Total
		111	112	113	220	230	240	250	270	271	280	290	361	362	363	450	
Director's Office	5100A221000GA001	160,176.24	319.90	63,043.86	-	1,333.61	224.46	-	-	11,500.00	-	-	171,173.32	14,334.95	4,005.40	-	426,111.74
Capital Improvement Projects	5100A221010SE005	157,936.82	-	60,107.91	-	994.09	1,529.71	-	-	40.00	-	-	-	-	2,539.06	-	223,147.59
Transportation Maintenance	5100A221020GA007	137,038.49	15,369.25	60,527.35	-	-	-	-	-	-	-	-	-	-	1,008.10	-	213,943.19
Bus Operations	5100A221030SE006	-	-	-	-	-	178,297.70	-	-	-	-	-	-	-	-	-	178,297.70
Building Maintenance	5100A221040SE001	49,040.14	537.12	18,225.89	-	52,646.70	-	-	-	-	-	-	-	-	-	98.49	120,548.34
Highways	5100A221060SE008	202,985.10	52,447.80	89,595.08	-	-	-	-	-	-	-	-	-	-	1,100.40	-	346,128.38
HMC - Vill St/Rd Resrf/Repr	5100A221060SE013	23,085.51	31,097.95	15,613.36	-	-	-	-	-	-	-	-	-	-	-	-	69,796.82
HMC - Bike Ln/Vil Resf/Rep	5100A221060SE015	-	-	-	-	-	-	-	-	-	-	-	-	-	-	-	0.00
Total GF		730,262.30	99,772.02	307,113.45	0.00	54,974.40	180,051.87	0.00	0.00	11,540.00	0.00	0.00	171,173.32	14,334.95	8,751.45	0.00	1,577,973.76

Fund Source: Guam Highway Fund

Source: FIRM/400 Accounting System

Division/Program	Account No.	Object Category															Grand Total
		111	112	113	220	230	240	250	270	271	280	290	361	362	363	450	
Director's Office	5208A221000GA201	683,261.02	7,620.51	255,114.53	-	68,474.40	6,642.45	-	-	80.00	-	-	114,300.00	174,824.58	17,298.65	-	1,327,616.14
DPW - Employee Transfer	5208A221000GA202	-	-	-	-	-	-	-	-	-	-	-	-	-	-	-	0.00
Capital Improvement	5208A221010SE205	465,202.40	-	186,132.70	-	18,514.91	2,912.05	-	-	-	-	-	-	-	2,105.67	-	674,867.73
Transportation Maintenance	5208A221020GA207	567,798.09	51,465.71	253,283.77	-	37,434.65	76,970.97	8,955.00	-	-	-	-	-	-	2,953.50	-	998,861.69
Bus Operations	5208A221030SE206	-	-	-	-	1,445.83	14,274.58	459.00	-	-	-	-	-	-	-	-	16,179.41
Building Maintenance	5208A221040SE201	249,119.63	1,134.46	98,482.49	-	4,206.81	7,273.19	-	-	-	-	-	-	-	666.36	-	360,882.94
Highways	5208A221060SE208	667,718.58	70,474.53	286,350.55	-	81,069.69	255,052.48	-	-	120.00	-	-	213,600.00	4,836.60	-	-	1,579,222.43
HMC - Vill St/Rd Resrf/Repr	5208A221060SE213	84,975.94	35,340.86	41,912.49	-	829,166.46	1,652.00	-	-	-	-	-	-	-	-	-	993,047.75
HMC - Bike Ln/Vil Resf/Rep	5208A221060SE215	-	-	-	-	1,411,226.51	-	-	-	-	-	-	-	-	-	-	1,411,226.51
Addl Village St/Rd Resrf/Repair	5208C191060SE216	-	-	-	-	1,460,773.99	-	-	-	-	-	-	-	-	-	-	1,460,773.99
Addl Village St/Rd Resrf/Repair	5208C211060SE216	-	-	-	-	637,802.09	-	-	-	-	-	-	-	-	-	-	637,802.09
Total GHF:		2,718,075.66	166,036.07	1,121,276.53	0.00	4,550,115.34	364,777.72	9,414.00	0.00	200.00	0.00	0.00	327,900.00	179,661.18	23,024.18	0.00	9,460,480.68

Fund Source: Territorial Educational Facilities Fund

Division/Program	Account No.	Object Category															Grand Total
		111	112	113	220	230	240	250	270	271	280	290	361	362	363	450	
Bus Operations	5205A221030SE216	3,941,680.06	67.46	1,772,842.43	0.00	35,064.30	377,678.19	0.00	0.00	0.00	0.00	7,760.00	0.00	0.00	4,655.06	-	6,139,747.50
Islandwide School Bus Shelter	5205C131040SE209	0.00	0.00	0.00	0.00	0.00	0.00	0.00	0.00	0.00	0.00	0.00	0.00	0.00	0.00	-	0.00
Total TEFF:		3,941,680.06	67.46	1,772,842.43	0.00	35,064.30	377,678.19	0.00	0.00	0.00	0.00	7,760.00	0.00	0.00	4,655.06	0.00	6,139,747.50

Fund Source: DPW Building and Design Fund

Division/Program	Account No.	Object Category															Grand Total
		111	112	113	220	230	240	250	270	271	280	290	361	362	363	450	
DPW BDF 25%	5235C161010GA203																0.00
Bldg & Design Fee Acct	5235C171010GA202					2,999.83	5,619.94			40.00							8,659.77
DPW BDF 25%	5235C171010GA203	23,479.57		7,990.59	4,518.35			8,668.32									44,656.83
Bldg & Design Fee Acct	5235C181010GA202						9,036.49									1,921.10	10,957.59
Bldg & Design Fee Acct	5235C191010GA202	135.92		45.72		1,606.76				40.00			13,191.77				15,020.17
DPW BDF 25%	5235C191010GA203									40.00							40.00
Bldg & Design Fee Acct	5235C201010GA202						2,082.50	13,675.00									15,757.50
DPW BDF 25%	5235C201010GA203																0.00
Bldg & Design Fee Acct	5235C211010GA202	140,295.95		56,891.18		13,096.20											210,283.33
DPW BDF 25%	5235C211010GA203																0.00
Bldg & Design Fee Acct	5235C221010GA202	281,045.28		125,760.32													406,805.60
Total BDF:		444,956.72	0.00	190,687.81	4,518.35	17,702.79	16,738.93	22,343.32	0.00	120.00	0.00	0.00	13,191.77	0.00	1,921.10	0.00	712,180.79

Department of Public Works
Expenditure Breakdown by Fund Source and by Object Category
Fiscal Year 2022 as of September 30, 2022

Fund Source: National Highway Transportation Safety Administration

Division/Program	Account No.	Object Category															Grand Total
		111	112	113	220	230	240	250	270	271	280	290	361	362	363	450	
Planning & Admin	5101E221062AH*05	33,222.48	-	3,364.55	30,851.03	8,905.48	2,122.63	1,856.16	-	-	-	-	-	-	2,823.96	-	83,146.29
Alcohol	5101E221062B****	136,967.13	16,815.38	37,457.75	46,499.43	10,000.00	388.67	-	-	-	-	14,026.94	-	-	-	22,774.50	284,929.80
Occupant Protection	5101E221062C****	61,201.07	9,835.53	21,112.90	1,898.85	-	-	-	-	-	-	-	-	-	-	-	94,048.35
Police Traffic Service	5101E221062D****	52,295.37	26,164.64	18,583.71	12,613.61	-	409.87	-	-	-	-	41,785.16	-	-	-	13,698.00	165,550.36
Traffic Records	5101E221062EH*04	13,777.30	-	6,259.39	11,952.77	-	-	-	-	-	-	-	-	-	-	-	31,989.46
Paid Media	5101E221062FH*06	-	-	-	-	24,943.19	-	-	-	-	-	-	-	-	-	-	24,943.19
Pedestrian Safety	5101E221062G****	25,988.09	6,429.20	10,973.09	2,494.45	-	-	-	-	-	-	-	-	-	-	-	45,884.83
Emergency Medical	5101E221062H****	-	-	-	8,079.80	-	-	-	-	-	-	-	-	-	-	-	8,079.80
Distracted Driving	5101E221062IH*09	-	-	-	-	-	-	-	-	-	-	-	-	-	-	-	0.00
M1TR-Op High Training	5101E221065BH*25	-	-	-	9,548.89	7,336.00	710.04	-	-	-	-	-	-	-	-	-	17,594.93
M1CSS-Op High Purchase	5101E221065BH*26	-	-	-	-	-	-	10,077.72	-	-	-	-	-	-	-	-	10,077.72
M1PE-Op High Education	5101E221065BH*27	19,314.20	-	7,605.40	-	10,950.00	-	-	-	-	-	-	-	-	-	-	37,869.60
SEC 405B M1HVE-OP	5101E221065BP*2A	374.13	3,741.38	59.67	-	-	-	-	-	-	-	-	-	-	-	-	4,175.18
SEC 405C M3DA Data Program	5101E221065CH*30	10,583.34	-	4,779.00	-	-	-	-	-	-	-	-	-	-	-	-	15,362.34
Total NHTSA:		353,723.11	62,986.13	110,195.46	123,938.83	62,134.67	3,631.21	11,933.88	0.00	0.00	0.00	55,812.10	0.00	0.00	2,823.96	36,472.50	823,651.85

Fund Source: Federal Highway Administration

Division/Program	Account No.	Object Category															Grand Total
		111	112	113	220	230	240	250	270	271	280	290	361	362	363	450	
FHWA Projects	5101F**1068*****	1,403,257.56	62,420.92	617,213.00	21,078.80	21,132,893.94	0.00	15,651.00	-	40.00	-	-	-	-	5,688.94	23,127.00	23,281,371.16
DPW Campus Photovoltaic System	5101F171000IB116	-	-	-	-	427,063.00	-	-	-	-	-	-	-	-	-	-	427,063.00
School Leaseback	5101F221000IB111	-	-	-	-	-	-	-	-	-	-	5,735,750.00	-	-	-	-	5,735,750.00
Total FHWA:		1,403,257.56	62,420.92	617,213.00	21,078.80	21,559,956.94	0.00	15,651.00	0.00	40.00	0.00	5,735,750.00	0.00	0.00	5,688.94	23,127.00	29,444,184.16

Fund Source: Miscellaneous Federal Grant Funds

Division/Program	Account No.	Object Category															Grand Total
		111	112	113	220	230	240	250	270	271	280	290	361	362	363	450	
RJ Bordallo Complex Phase II	5101H171000IB110	-	-	-	-	644.00	23,980.92	-	-	-	-	-	-	-	-	-	24,624.92
FY18 DPW OPS Offset	5101H181000IB101	-	-	-	-	-	-	-	-	-	-	-	-	-	-	-	0.00
FY19 OPS (Recipient #4-DPW)	5101H191000IB101	260,652.88	187.70	113,242.00	-	35,021.19	1,396.90	20,834.00	-	-	-	-	-	-	-	413,860.82	845,195.49
Tech Data Software Equip Prog	5101H191020PA102	-	-	-	-	20,910.00	682.85	25,810.00	-	-	-	-	-	-	-	-	47,402.85
FY20 IA OPS Offset #1 (DPW)	5101H201000IB101	161,250.00	-	53,750.00	-	-	-	-	-	-	-	-	-	-	-	-	215,000.00
DPW CCTV System	5101H201000TA102	-	-	-	-	-	-	-	-	-	-	-	-	-	-	-	0.00
DPW Barcode Inventory System	5101H201000TA103	-	-	-	-	-	-	5,142.50	-	-	-	-	-	-	-	-	5,142.50
Highway Infrastructure Maintenan	5101H201061IB102	-	-	-	-	-	-	-	-	-	-	-	-	-	-	367,474.76	367,474.76
FY21 IA OPS (Recipient #2-DPW)	5101H211000IB101	139,369.90	143.96	60,661.42	-	1,540.41	3,007.52	-	-	-	-	-	-	-	-	-	204,723.21
Highway Infrastructure Maintenan	5101H211000IB104	-	-	-	-	-	-	-	-	-	-	-	-	-	-	-	0.00
TM Purchase of Equipment	5101H221020TA101	-	-	-	-	-	-	-	-	-	-	-	-	-	-	-	0.00
Total Federal Misc:		561,272.78	331.66	227,653.42	0.00	58,115.60	29,068.19	51,786.50	0.00	0.00	0.00	0.00	0.00	0.00	0.00	0.00	781,335.58

Fund Source: American Rescue Plan

Division/Program	Account No.	Object Category															Grand Total
		111	112	113	220	230	240	250	270	271	280	290	361	362	363	450	
CIP Building & Design	5682C211010AR301	46,031.76	-	17,404.61	-	-	-	-	-	-	-	-	-	-	-	-	63,436.37
Transportation Maintenance	5682C211020AR301	6,004.00	-	1,963.99	-	32,740.30	36,805.40	49,567.61	-	-	-	-	-	-	-	-	127,081.30
Bus Operations	5682C211030AR301	30,250.11	15,321.22	17,223.46	-	-	223,697.67	-	-	-	-	-	-	-	-	-	286,492.46
Building Maintenance	5682C211040AR301	-	-	-	-	-	-	-	-	-	-	-	-	-	-	-	0.00
Division of Highways	5682C211060AR301	41,408.81	1,853.79	19,505.87	-	3,326,465.63	77,284.48	10,185.99	-	-	-	-	-	-	-	-	3,476,704.57
Total ARP:		123,694.68	17,175.01	56,097.93	0.00	3,359,205.93	337,787.55	59,753.60	0.00	0.00	0.00	0.00	0.00	0.00	0.00	0.00	3,953,714.70

Grand Total Local/Special Funds:		7,834,975	265,876	3,391,920	4,518	4,657,857	939,247	31,757	0	11,860	0	7,760	512,265	193,996	38,352	0	17,890,383
Grand Total Federal Grant Funds:		2,441,948	142,914	1,011,160	145,018	25,039,413	370,487	139,125	0	40	0	5,791,562	0	0	8,513	840,935	35,931,114

Department of Public Works
Appropriation Breakdown by Fund Source and by Object Category
Fiscal Year 2023 as of September 30, 2023

Fund Source: General Fund

Source: FIRM/400 Accounting System

Division/Program	Account No.	Object Category														Grand Total	
		111	112	113	220	230	240	250	270	271	280	290	361	362	363		450
Director's Office	5100A231000GA001	-	-	-	-	-	-	-	-	-	-	-	-	-	-	-	0
Capital Improvement Projects	5100A231010SE005	-	-	-	-	-	-	-	-	-	-	-	-	-	-	-	0
Transportation Maintenance	5100A231020GA007	-	-	-	-	-	-	-	-	-	-	-	-	-	-	-	0
Bus Operations	5100A231030SE006	-	-	-	-	-	-	-	-	-	-	-	-	-	-	-	0
Building Maintenance	5100A231040SE001	-	-	-	-	-	-	-	-	-	-	-	-	-	-	-	0
Highways	5100A231060SE008	-	-	-	-	-	-	-	-	-	-	-	-	-	-	-	0
HMC - Vill St/Rd Resrf/Repr	5100A231060SE013	-	-	-	-	-	-	-	-	-	-	-	-	-	-	-	0
HMC - Bike Ln/Vil Resf/Rep	5100A231060SE015	-	-	-	-	-	-	-	-	-	-	-	-	-	-	-	0
2% GF Rsrv-DPW Road Resurface C	5100A231000BS002	-	-	-	-	10,628,742.00	-	-	-	-	-	-	-	-	-	-	10,628,742
Total GF		0	0	0	0	10,628,742	0	0	0	0	0	0	0	0	0	0	10,628,742

Fund Source: Guam Highway Fund

Source: FIRM/400 Accounting System

Division/Program	Account No.	Object Category														Grand Total	
		111	112	113	220	230	240	250	270	271	280	290	361	362	363		450
Director's Office	5208A231000GA201	985,668.00	30,858.00	439,326.00	-	109,389.00	24,081.00	1,403.00	-	20,400.00	-	-	316,400.00	221,000.00	23,000.00	-	2,171,525.00
DPW - Employee Transfer	5208A231000GA202	-	-	-	-	-	-	-	-	-	-	-	-	-	-	-	0.00
Capital Improvement	5208A231010SE205	728,341.00	-	287,129.00	-	103,722.00	24,952.00	-	-	400.00	-	-	-	-	7,500.00	-	1,152,044.00
Transportation Maintenance	5208A231020GA207	785,447.00	60,000.00	415,595.00	-	167,133.00	272,143.00	50,000.00	-	400.00	-	-	-	-	5,300.00	-	1,756,018.00
Bus Operations	5208A231030SE206	-	-	-	-	4,133.00	137,446.00	-	-	-	-	-	-	-	-	-	141,579.00
Building Maintenance	5208A231040SE201	382,475.00	24,135.00	191,472.00	-	46,323.00	42,500.00	25,000.00	-	400.00	-	-	-	-	1,500.00	-	713,805.00
Highways	5208A231060SE208	1,048,542.00	72,875.00	510,577.00	-	210,025.00	7,500.00	-	-	2,480.00	-	-	348,239.00	-	19,500.00	-	2,219,738.00
HMC - Vill St/Rd Resrf/Repr	5208A231060SE213	349,165.00	350,471.00	157,154.00	-	1,393,210.00	-	-	-	-	-	-	-	-	-	-	2,250,000.00
HMC - Bike Ln/Vil Resf/Rep	5208A231060SE215	-	-	-	-	2,000,000.00	-	-	-	-	-	-	-	-	-	-	2,000,000.00
Addl Village St/Rd Resrf/Repair	5208C191060SE216	-	-	-	-	5,118,087.00	-	-	-	-	-	-	-	-	-	-	5,118,087.00
Addl Village St/Rd Resrf/Repair	5208C211060SE216	-	-	-	-	1,205,839.00	-	-	-	-	-	-	-	-	-	-	1,205,839.00
Total GHF:		4,279,638.00	538,339.00	2,001,253.00	0.00	10,357,861.00	508,622.00	76,403.00	0.00	24,080.00	0.00	0.00	664,639.00	221,000.00	56,800.00	0.00	18,728,635.00

Fund Source: Territorial Educational Facilities Fund

Division/Program	Account No.	Object Category														Grand Total	
		111	112	113	220	230	240	250	270	271	280	290	361	362	363		450
Bus Operations	5205A231030SE216	4,066,495.00	381,000.00	1,834,020.00	-	127,000.00	343,967.00	-	-	-	-	-	-	-	7,000.00	130,446.00	6,889,928.00
Islandwide School Bus Shelter	5205C131040SE209	-	-	-	-	-	-	-	-	-	-	-	-	-	-	-	0.00
Total TEFF:		4,066,495.00	381,000.00	1,834,020.00	0.00	127,000.00	343,967.00	0.00	0.00	0.00	0.00	0.00	0.00	0.00	7,000.00	130,446.00	6,889,928.00

Fund Source: DPW Building and Design Fund

Division/Program	Account No.	Object Category														Grand Total	
		111	112	113	220	230	240	250	270	271	280	290	361	362	363		450
DPW BDF 25%	5235C161010GA203	(10,986.46)	-	(4,333.54)	-	-	-	-	-	-	-	-	-	-	-	-	-15,320.00
DPW Bldg & Design Fee	5235C171010GA202	-	-	-	-	3,655.02	319.78	-	-	-	-	-	-	-	-	-	-
DPW BDF 25%	5235C171010GA203	42,434.97	-	21,511.70	6,481.65	20,000.00	18,372.49	41,331.68	-	-	-	-	-	-	12,923.60	11,010.00	-
DPW Bldg & Design Fee	5235C181010GA202	-	-	-	-	12,499.53	814.16	30.95	-	-	-	-	-	-	286.81	-	13,631.45
DPW Bldg & Design Fee	5235C191010GA202	(510.00)	-	8,043.91	-	4,159.07	-	-	-	320.00	-	-	(455.10)	-	-	-	11,557.88
DPW BDF 25%	5235C191010GA203	50,746.70	-	12,933.47	-	-	52,800.83	50,000.00	-	-	-	-	-	-	-	-	166,481.00
DPW Bldg & Design Fee	5235C201010GA202	571.62	0.96	15,547.80	-	5,391.18	1,570.69	4,825.00	-	-	-	-	-	-	-	-	27,907.25
DPW BDF 25%	5235C201010GA203	500,000.00	-	240,000.00	17,100.00	28,000.00	178,705.00	40,000.00	-	135.00	-	-	-	-	25,000.00	84,000.00	1,112,940.00
DPW Bldg & Design Fee Acct	5235C211010GA202	1,868.14	-	15,662.82	-	10,752.87	-	-	-	-	-	-	-	-	-	-	28,283.83
DPW BDF 25%	5235C211010GA203	1,427,993.00	-	465,769.00	-	938,801.00	89,965.00	-	-	135.00	-	-	-	-	13,000.00	100,000.00	3,035,663.00
DPW Bldg & Design Fee Acct	5235C221010GA202	949,910.97	67,095.75	554,945.68	-	43,950.00	5,800.00	2,000.00	-	720.00	-	-	43,200.00	-	18,954.00	100,000.00	1,786,576.40
Total BDF:		2,962,028.94	67,096.71	1,330,080.84	23,581.65	1,067,208.67	348,347.95	138,187.63	0.00	1,310.00	0.00	0.00	42,744.90	0.00	70,164.41	295,010.00	6,345,761.70

Department of Public Works
Appropriation Breakdown by Fund Source and by Object Category
Fiscal Year 2023 as of September 30, 2023

Fund Source: National Highway Transportation Safety Administration

Division/Program	Account No.	Object Category														Grand Total	
		111	112	113	220	230	240	250	270	271	280	290	361	362	363		450
Planning & Admin	5101E231062AH*05	175,003.38		42,098.98	72,811.38	40,000.00	24,275.07	552.75	-	-	-	-	-	-	2,834.38	22,077.48	379,653.42
Alcohol	5101E231062B****	120,585.32	30,024.05	46,106.03	65,987.01	12,500.00	2,500.00	12,573.25	-	-	34,892.99	8,660.00	-	-	-	24,500.00	358,328.65
Occupant Protection	5101E231062C****	66,756.13	16,680.00	30,577.52	30,000.00	15,310.44	33.20	16,244.45	-	-	-	-	-	-	-	-	175,601.74
Police Traffic Service	5101E231062D****	62,809.55	38,360.05	31,122.10	80,000.00	3,500.00	10,000.00	13,116.39	-	-	130,000.00	60,000.00	-	-	-	33,047.99	461,956.08
Traffic Records	5101E231062EH*04	20,338.95		9,805.09	30,000.50	26,500.00	1,500.00	10,000.00	-	-	-	-	-	-	-	-	98,144.54
Paid Media	5101E231062FH*06					60,000.00			-	-	-	-	-	-	-	-	60,000.00
Pedestrian Safety	5101E231062G****	33,630.36	16,680.00	17,636.09	15,000.00	7,982.33	2,000.00		-	-	-	-	-	-	-	-	92,928.78
Emergency Medical	5101E231062H****	9,610.56		3,743.85	15,000.00	438.85	203.00		-	-	-	-	-	-	-	136,261.10	165,257.36
Distracted Driving	5101E231062IH*09	5,947.89		2,529.86	20,000.00	3,000.00			-	-	-	-	-	-	-	-	31,477.75
MIHVE-Op High Visibility	5101E231062BH*24				13,482.92				-	-	-	-	-	-	-	-	13,482.92
MITR-Op High Training	5101E231065BH*25				17,031.25	32,377.30	11,289.96	25,370.85	-	-	-	-	-	-	-	-	86,069.36
MICSS-Op High Purchase	5101E231065BH*26							8,184.44	-	-	-	-	-	-	-	-	8,184.44
MIPE-Op High Education	5101E231065BH*27	40,646.38		16,193.90		47,303.82	10,938.00	30,000.00	-	-	-	-	-	-	-	37,000.00	182,082.10
SEC 405B MIHVE-OP	5101E231065BP*2A	3,336.00	16,680.03	4,983.97					-	-	-	-	-	-	-	-	25,000.00
SEC 405C M3DA Data Program	5101E231065CH*30					106,024.29			-	-	-	-	-	-	-	-	106,024.29
Total NHTSA:		538,664.52	118,424.13	204,797.39	359,313.06	354,937.03	62,739.23	116,042.13	0.00	0.00	164,892.99	68,660.00	0.00	0.00	2,834.38	252,886.57	2,244,191.43

Fund Source: Federal Highway Administration

Division/Program	Account No.	Object Category														Grand Total	
		111	112	113	220	230	240	250	270	271	280	290	361	362	363		450
FHWA Projects	5101F**1068*****	13,159,977.37	777,525.81	5,136,231.05	410,273.95	178,853,963.72	14,267.20	128,548.43	-	4,135.00	-	-	42,780.00	-	44,342.22	1,392,824.52	199,964,869.27
DPW Campus Photovoltaic System	5101F171000IB116	-	-	-	-	548,827.00	-	-	-	-	-	-	-	-	-	-	548,827.00
School Leaseback	5101F231000IB111	-	-	-	-	-	-	-	-	-	-	5,740,250.00	-	-	-	-	5,740,250.00
Total FHWA:		13,159,977.37	777,525.81	5,136,231.05	410,273.95	179,402,790.72	14,267.20	128,548.43	0.00	4,135.00	0.00	5,740,250.00	42,780.00	0.00	44,342.22	1,392,824.52	206,253,946.27

Fund Source: Miscellaneous Federal Grant Funds

Division/Program	Account No.	Object Category														Grand Total	
		111	112	113	220	230	240	250	270	271	280	290	361	362	363		450
RJ Bordallo Complex Phase II	5101H171000IB110	-	-	-	-	40,019.09	39,980.91	-	-	-	-	-	-	-	-	-	80,000.00
FY18 DPW OPS Offset	5101H181000IB101	-	-	-	-	-	-	-	-	-	-	-	-	-	-	-	0.00
FY19 OPS (Recipient #4-DPW)	5101H191000IB101	703,804.00	-	302,476.00	-	201,575.00	68,750.00	65,534.00	-	-	-	-	-	-	-	1,207,861.00	2,550,000.00
Tech Data Software Equip Prog	5101H191020PA102	-	-	-	-	63,500.00	2,500.00	37,000.00	-	-	-	-	-	-	-	-	103,000.00
FY20 IA OPS Offset #1 (DPW)	5101H201000IB101	161,250.00	-	53,750.00	-	1,032,144.00	-	-	-	-	-	-	-	-	-	-	1,247,144.00
DPW CCTV System	5101H201000TA102	-	-	-	-	44,200.00	-	-	-	-	-	-	-	-	-	-	44,200.00
DPW Barcode Inventory System	5101H201000TA103	-	-	-	-	-	5,000.00	9,000.00	-	-	-	-	-	-	-	-	14,000.00
Highway Infrastructure Maintenance	5101H201061IB102	-	-	-	-	-	-	2,525.24	-	-	-	-	-	-	-	367,474.76	370,000.00
FY21 IA OPS (Recipient #2-DPW)	5101H211000IB101	710,050.98	1,865.47	259,373.06	-	138,000.00	16,564.00	22,100.00	-	-	-	-	-	-	-	-	1,147,953.51
Highway Infrastructure Maintenance	5101H211000IB104	-	-	-	-	-	-	-	-	-	-	-	-	-	-	-	556,000.00
TM Purchase of Equipment	5101H221020TA101	-	-	-	-	-	-	205,664.00	-	-	-	-	-	-	-	-	205,664.00
Total Federal Misc:		1,575,104.98	1,865.47	615,599.06	0.00	1,519,438.09	132,794.91	341,823.24	0.00	0.00	0.00	0.00	0.00	0.00	0.00	0.00	2,131,335.76

Fund Source: American Rescue Plan

Division/Program	Account No.	Object Category														Grand Total	
		111	112	113	220	230	240	250	270	271	280	290	361	362	363		450
Administrative Services Division	5682C211000AR301	459.35	-	145.95	-	-	-	-	-	-	-	-	-	-	-	-	605
CIP Building & Design	5682C211010AR301	908,233.00	-	383,685.00	-	1,416,000.00	-	546,710.00	-	-	-	-	-	-	-	-	3,254,628
Transportation Maintenance	5682C211020AR301	341,220.00	85,947.00	729,002.70	-	610,200.00	500,000.00	150,000.00	-	-	-	-	-	-	-	650,000.00	3,066,370
Bus Operations	5682C211030AR301	745,255.00	73,950.00	471,407.00	-	1,090,000.00	1,445,464.00	50,000.00	-	-	-	-	-	-	-	2,086,000.00	5,962,076
Building Maintenance	5682C211040AR301	120,709.00	-	74,824.00	-	-	-	-	-	-	-	-	-	-	-	-	195,533
Division of Highways	5682C211060AR301	774,273.00	24,972.00	498,305.00	-	16,633,490.00	222,501.00	150,000.00	-	-	-	-	-	-	-	5,239,524.00	23,543,065
Total ARP:		2,890,149	184,869	2,157,370	0	19,749,690	2,167,965	896,710	0	0	0	0	0	0	0	7,975,524	36,022,277

Grand Total Local/Special Funds:	11,308,162	986,436	5,165,354	23,582	22,180,812	1,200,937	214,591	0	25,390	0	0	707,384	221,000	133,964	425,456	42,593,067
---	-------------------	----------------	------------------	---------------	-------------------	------------------	----------------	----------	---------------	----------	----------	----------------	----------------	----------------	----------------	-------------------

Grand Total Federal Grant Funds:	18,163,896	1,082,684	8,113,997	769,587	201,026,856	2,377,766	1,483,124	0	4,135	164,893	5,808,910	42,780	0	47,177	11,752,571	250,838,376
---	-------------------	------------------	------------------	----------------	--------------------	------------------	------------------	----------	--------------	----------------	------------------	---------------	----------	---------------	-------------------	--------------------

Department of Public Works
Expenditure Breakdown by Fund Source and by Object Category
Fiscal Year 2023 as of September 30, 2023

Fund Source: General Fund

Source: FIRM/400 Accounting System

Division/Program	Account No.	Object Category															Grand Total
		111	112	113	220	230	240	250	270	271	280	290	361	362	363	450	
Director's Office	5100A231000GA001	-	-	-	-	-	-	-	-	-	-	-	-	-	-	-	0
Capital Improvement Projects	5100A231010SE005	-	-	-	-	-	-	-	-	-	-	-	-	-	-	-	0
Transportation Maintenance	5100A231020GA007	22,614.42	2,795.99	5,777.79	-	-	-	-	-	-	-	-	-	-	-	-	31,188
Bus Operations	5100A231030SE006	-	-	-	-	-	11,672.73	-	-	-	-	-	-	-	-	-	11,673
Building Maintenance	5100A231040SE001	-	-	-	-	-	-	-	-	-	-	-	-	-	-	-	0
Highways	5100A231060SE008	5,644.32	89.33	1,597.48	-	-	-	-	-	-	-	-	-	-	-	-	7,331
HMC - Vill St/Rd Resrf/Repr	5100A231060SE013	-	-	-	-	-	-	-	-	-	-	-	-	-	-	-	0
HMC - Bike Ln/Vil Resrf/Rep	5100A231060SE015	-	-	-	-	-	-	-	-	-	-	-	-	-	-	-	0
2% GF Rsrv-DPW Road Resurface	5100A231000BS002	-	-	-	-	1,082,490.93	-	-	-	-	-	-	-	-	-	-	1,082,491
Total GF		28,259	2,885	7,375	0	1,082,491	11,673	0	0	0	0	0	0	0	0	0	1,132,683

Fund Source: Guam Highway Fund

Source: FIRM/400 Accounting System

Division/Program	Account No.	Object Category															Grand Total
		111	112	113	220	230	240	250	270	271	280	290	361	362	363	450	
Director's Office	5208A231000GA201	804,415.82	26,017.29	308,140.12	-	69,513.92	10,319.55	1,217.47	-	-	-	-	246,333.73	195,970.89	20,251.28	-	1,682,180.07
DPW - Employee Transfer	5208A231000GA202	-	-	-	-	-	-	-	-	-	-	-	-	-	-	-	0.00
Capital Improvement	5208A231010SE205	717,821.35	-	277,273.67	-	72,727.93	13,190.13	-	-	-	-	-	-	-	3,461.02	-	1,084,474.10
Transportation Maintenance	5208A231020GA207	628,275.90	61,925.12	258,035.02	-	7,727.00	37,449.16	-	-	-	-	-	-	-	5,219.97	-	998,632.17
Bus Operations	5208A231030SE206	-	-	-	-	3,110.84	4,225.87	-	-	-	-	-	-	-	-	-	7,336.71
Building Maintenance	5208A231040SE201	330,838.07	9,035.01	118,737.40	-	9,797.82	18,546.07	-	-	-	-	-	-	-	542.51	-	487,496.88
Highways	5208A231060SE208	654,181.26	43,039.03	262,059.27	-	54,997.17	-	-	0.00	-	-	247,847.75	-	3,582.82	-	1,265,707.30	
HMC - Vill St/Rd Resrf/Repr	5208A231060SE213	275,364.61	271,107.51	151,652.86	-	936,882.19	-	-	-	-	-	-	-	-	-	-	1,635,007.17
HMC - Bike Ln/Vil Resrf/Rep	5208A231060SE215	-	-	-	-	-	-	-	-	-	-	-	-	-	-	-	0.00
Addl Village St/Rd Resrf/Repair	5208C191060SE216	-	-	-	-	1,460,773.99	-	-	-	-	-	-	-	-	-	-	1,460,773.99
Addl Village St/Rd Resrf/Repair	5208C211060SE216	-	-	-	-	637,802.09	-	-	-	-	-	-	-	-	-	-	637,802.09
Total GHF:		3,410,897.01	411,123.96	1,375,898.34	0.00	3,253,332.95	83,730.78	1,217.47	0.00	0.00	0.00	0.00	494,181.48	195,970.89	33,057.60	0.00	9,259,410.48

Fund Source: Territorial Educational Facilities Fund

Division/Program	Account No.	Object Category															Grand Total
		111	112	113	220	230	240	250	270	271	280	290	361	362	363	450	
Bus Operations	5205A231030SE216	3,771,913.82	302,193.22	1,696,424.05	-	41,416.52	272,267.46	-	-	-	-	-	-	-	5,566.92	-	6,089,781.99
Islandwide School Bus Shelter	5205C131040SE209	-	-	-	-	-	-	-	-	-	-	-	-	-	-	-	0.00
Total TEFF:		3,771,913.82	302,193.22	1,696,424.05	0.00	41,416.52	272,267.46	0.00	0.00	0.00	0.00	0.00	0.00	0.00	5,566.92	0.00	6,089,781.99

Fund Source: DPW Building and Design Fund

Division/Program	Account No.	Object Category															Grand Total
		111	112	113	220	230	240	250	270	271	280	290	361	362	363	450	
DPW Bldg & Design Fee	5235C171010GA202																0.00
DPW BDF 25%	5235C171010GA203					1,036.00	319.78										1,355.78
DPW Bldg & Design Fee	5235C181010GA202																
DPW Bldg & Design Fee	5235C191010GA202					90.00	1,724.26									286.81	
DPW BDF 25%	5235C191010GA203																0.00
DPW Bldg & Design Fee	5235C201010GA202																0.00
DPW BDF 25%	5235C201010GA203						720.69	81.90									802.59
DPW Bldg & Design Fee Acct	5235C211010GA202															75,580.00	75,580.00
DPW BDF 25%	5235C211010GA203																0.00
DPW Bldg & Design Fee Acct	5235C221010GA202																0.00
Total BDF:	0	416,471.47	3,271.59	172,127.87	0.00	3,200.29	6,639.46	81.90	0.00	0.00	0.00	0.00	15,679.41	0.00	3,803.52	75,580.00	621,193.61
Total BDF:		416,471.47	3,271.59	172,127.87	0.00	4,326.29	9,404.19	81.90	0.00	0.00	0.00	0.00	15,679.41	0.00	4,090.33	75,580.00	701,033.05

Department of Public Works
Expenditure Breakdown by Fund Source and by Object Category
Fiscal Year 2023 as of September 30, 2023

Fund Source: National Highway Transportation Safety Administration

Division/Program	Account No.	Object Category														Grand Total	
		111	112	113	220	230	240	250	270	271	280	290	361	362	363		450
Planning & Admin	5101E231062AH*05	29,883.84		11,695.96	47,187.42	9,133.52			-	-	-	-	-	-	2,234.38		100,135.12
Alcohol	5101E231062B****	62,521.07	6,234.73	19,988.50	29,439.90				-	-		6,946.41	-	-			125,130.61
Occupant Protection	5101E231062C****	58,444.09	2,665.31	21,607.26	7,733.92	100.00			-	-			-	-			90,550.58
Police Traffic Service	5101E231062D****	31,124.27	13,629.27	11,674.12	34,537.27				-	-		28,580.99	-	-			119,545.92
Traffic Records	5101E231062EH*04	18,450.76		8,737.26	906.80				-	-			-	-			28,094.82
Paid Media	5101E231062FH*06								-	-			-	-			0.00
Pedestrian Safety	5101E231062G****	25,462.45	3,712.50	11,394.18	7,813.72	2,212.00			-	-			-	-			50,594.85
Emergency Medical	5101E231062H****								-	-			-	-		82,000.00	82,000.00
Distracted Driving	5101E231062IH*09																0.00
MIHVE-Op High Visibility	5101E231062BH*24																0.00
MITR-Op High Training	5101E231065BH*25				5,234.12				-	-			-	-			5,234.12
MICSS-Op High Purchase	5101E231065BH*26								-	-			-	-			0.00
MIFE-Op High Education	5101E231065BH*27	37,472.12		13,834.91					-	-			-	-			51,307.03
SEC 405B MIHVE-OP	5101E231065BP*2A	1,216.89	11,618.70	199.13					-	-			-	-			13,034.72
SEC 405C M3DA Data Program	5101E231065CH*30								-	-			-	-			0.00
Total NHTSA:		264,575.49	37,860.51	99,131.32	132,853.15	11,445.52	0.00	0.00	0.00	0.00	0.00	35,527.40	0.00	0.00	2,234.38	82,000.00	665,627.77

Fund Source: Federal Highway Administration

Division/Program	Account No.	Object Category														Grand Total	
		111	112	113	220	230	240	250	270	271	280	290	361	362	363		450
FHWA Projects	5101F**1068*****	1,373,622.43	78,303.95	601,313.38	38,432.29	29,746,559.99	979.20	42,523.00	-	40.00	-	-	-	-	8,780.22	53,000.00	31,943,554.46
DPW Campus Photovoltaic System	5101F171000IB116	-	-	-	-	427,063.00	-	-	-	-	-	-	-	-	-	-	427,063.00
School Leaseback	5101F231000IB111	-	-	-	-	-	-	-	-	-	-	5,740,250.00	-	-	-	-	5,740,250.00
Total FHWA:		1,373,622.43	78,303.95	601,313.38	38,432.29	30,173,622.99	979.20	42,523.00	0.00	40.00	0.00	5,740,250.00	0.00	0.00	8,780.22	53,000.00	38,110,867.46

Fund Source: Miscellaneous Federal Grant Funds

Division/Program	Account No.	Object Category														Grand Total	
		111	112	113	220	230	240	250	270	271	280	290	361	362	363		450
RJ Bordallo Complex Phase II	5101H171000IB110	-	-	-	-	523,881.58	23,980.92	-	-	-	-	-	-	-	-	-	547,862.50
FY18 DPW OPS Offset	5101H181000IB101	74,734.27	-	25,265.73	-	-	-	-	-	-	-	-	-	-	-	-	100,000.00
FY19 OPS (Recipient #4-DPW)	5101H191000IB101	337,688.48	187.70	144,602.79	-	35,021.19	1,396.90	20,834.00	-	-	-	-	-	-	-	413,860.82	953,591.88
Tech Data Software Equip Prog	5101H191020PA102	-	-	-	-	20,910.00	682.85	25,810.00	-	-	-	-	-	-	-	-	47,402.85
FY20 IA OPS Offset #1 (DPW)	5101H201000IB101	161,250.00	-	53,750.00	-	395,378.02	-	-	-	-	-	-	-	-	-	-	610,378.02
DPW CCTV System	5101H201000TA102	-	-	-	-	-	-	-	-	-	-	-	-	-	-	-	0.00
DPW Barcode Inventory System	5101H201000TA103	-	-	-	-	-	5,142.50	-	-	-	-	-	-	-	-	-	5,142.50
Highway Infrastructure Maintenance	5101H201061IB102	-	-	-	-	-	-	-	-	-	-	-	-	-	-	367,474.76	367,474.76
FY21 IA OPS (Recipient #2-DPW)	5101H211000IB101	236,425.88	4,017.37	101,467.46	-	2,300.61	3,007.52	-	-	-	-	-	-	-	-	-	347,218.84
Highway Infrastructure Maintenance	5101H211000IB104	-	-	-	-	-	-	-	-	-	-	-	-	-	-	-	0.00
TM Purchase of Equipment	5101H221020TA101	-	-	-	-	-	16,807.38	-	-	-	-	-	-	-	-	-	16,807.38
Total Federal Misc:		810,098.63	4,205.07	325,085.98	0.00	977,491.40	29,068.19	68,593.88	0.00	0.00	0.00	0.00	0.00	0.00	0.00	0.00	781,335.58

Fund Source: American Rescue Plan

Division/Program	Account No.	Object Category														Grand Total	
		111	112	113	220	230	240	250	270	271	280	290	361	362	363		450
Administrative Services Division	5682C211000AR301	459.35	-	145.95	-	-	-	-	-	-	-	-	-	-	-	-	605.30
CIP Building & Design	5682C211010AR301	131,937.02		51,035.28		97,041.00		1,704.00									281,717.30
Transportation Maintenance	5682C211020AR301	114,563.00	73,962.46	56,634.82	-	67,060.49	221,684.85	85,108.09	-	-	-	-	-	-	-	-	619,013.71
Bus Operations	5682C211030AR301	246,165.11	34,802.73	113,647.54	-	21,864.93	667,725.49	24,096.50	-	-	-	-	-	-	-	-	1,108,302.30
Building Maintenance	5682C211040AR301	24,404.68		7,747.17													32,151.85
Division of Highways	5682C211060AR301	320,364.04	7,927.10	134,517.75	-	6,086,613.74	137,384.08	21,786.72	-	-	-	-	-	-	-	511,997.00	7,220,590.43
Total ARP:		837,893	116,692	363,729	0	6,272,580	1,026,794	132,695	0	0	0	0	0	0	0	0	511,997

Grand Total Local/Special Funds:		7,627,541	719,474	3,251,826	0	4,381,567	377,075	1,299	0	0	0	0	509,861	195,971	42,715	75,580	17,182,909
---	--	------------------	----------------	------------------	----------	------------------	----------------	--------------	----------	----------	----------	----------	----------------	----------------	---------------	---------------	-------------------

Grand Total Federal Grant Funds:		3,286,190	237,062	1,389,259	171,285	37,435,140	1,056,842	243,812	0	40	0	5,775,777	0	0	11,015	1,428,333	51,034,755
---	--	------------------	----------------	------------------	----------------	-------------------	------------------	----------------	----------	-----------	----------	------------------	----------	----------	---------------	------------------	-------------------

	FY 2022	FY 2023
CAPITAL IMPROVEMENTS		
Number of highway construction projects:		
Number of bridges	0	0
Number of roadways	5	9
Number ongoing projects	4	4
Number of completed projects	1	5
Number of ongoing projects (CIP)	9	36
Number of completed projects (CIP)	29	20
Total building permits issued	998	753
HIGHWAY MAINTENANCE	FY 2022	FY 2023
Number of miles resurfaced	13.07	4.1
Number of potholes repaired (avg. 1.5'x1.5'x4"FY2019) or (avg. 2'X2'X4"FY2020)	2,511	750
HIGHWAY SAFETY	FY 2022	FY 2023
Total fatalities	14	29
Serious Injuries in Traffic Crashes	585	601
Unrestrained Passengers (Fatalities)	3	1
Alcohol Impaired Driving Fatalities	1	3
Speed Related Fatalities	6	13
Motorcyclist Fatalities	2	2
Pedestrian Tatalities	5	7
DUI and Drug-related Arrests	170	401
TRANSPORTATION	FY 2022	FY 2023
Bus: Total student passenger count	9,495	12,000
Bus: Total number of routes	179	179
Bus: Total number of fleet	156	156
Number of bus repairs (estimated)	700	820
Number of light vehicles repairs (estimated)	196	182
Number of heavy equipment repairs (estimated)	127	141
GOVERNMENT-WIDE SUPPORT	FY 2022	FY 2023
Total number of work requests	1,216	1,419
Avg. days to complete requests	3	3
Number of plumbing requests	419	375
Number of electrical service requests	454	419
Number of carpentry requests	173	250
Number of air conditioner repairs	170	375

Page 1 Information

GENERAL INFORMATION	FY 2022	FY 2023
Population	171,774	172,952
No. of Public School Enrollment	26,619	25,648
No. of Gov Guam Employees	12,110	12,040
No. of DPW Employees	239	231
No. of Village/ Primary Streetlights	13,668 / 3,200	(150W) / (250W) 15,166 / 4964 Islandwide Total: 20,130
No. of Secondary Collector Streetlights	0	0
Total Miles of Roads: Primary/Secondary	230 / 862.10 miles	230 / 862.10 miles
Total No. of School Buses	156	154



Office of Public Accountability - Guam <admin@guamopa.com>

DPW FY2023 CCR

1 message

Heidi Jeanette Carlos <heidi.carlos@dpw.guam.gov>


Fri, Mar 28, 2025 at 9:10 AM

To: bjcruz@guamopa.comCc: rjalandoni@guamopa.com, admin@guamopa.com, [Vince Arriola <vince.arriola@dpw.guam.gov>](mailto:vince.arriola@dpw.guam.gov), [Linda Ibanez <linda.ibanez@dpw.guam.gov>](mailto:linda.ibanez@dpw.guam.gov), "Ernest G. Candoleta Jr." <ernest.candoleta@dpw.guam.gov>, [Dina Lorenzo <dina.lorenzo@dpw.guam.gov>](mailto:dina.lorenzo@dpw.guam.gov)

Hafa Adai and good morning Public Auditor Cruz,

In accordance with Title 1 Guam Code Annotated Chapter 19 § 1922(a), please see the attached Department of Public Works' FY2023 Citizen Centric Report. The report will also be posted on the DPW website, www.dpw.guam.gov .

Thank you and kindest regards,
Heidi Carlos
Program Coordinator II
Department of Public Works
Administrative Services Division
(T) (671) 646-3231

 **FY2023_CCR.pdf**
2126K