



GUAM DEPARTMENT OF

LABOR

DIPATTMENTON HUMOTNÁT • Maria S. Connelley, Director • Sam Mabini, Ph.D., Deputy Director

Fiscal Year 2014 Citizen Centric Report

IN THIS ISSUE:

About Us	1
Our Performance	2
Our Financial Report	3
Economic Outlook	4

About Us

As mandated by Public Law 9-238, Title XLVI Chapter 1, Section 48052, the Guam Department of Labor's purpose shall be "To foster, promote and develop the welfare of the wage earners of Guam, to improve their working and living conditions and also to advance their opportunities for occupational training and profitable employment."

Employment and Training: The Department provides employment assistance, labor market information, and job training through the administration of the following programs: Adult, Dislocated Worker and Youth Programs; services for targeted populations authorized by the Workforce Innovation and Opportunity Act, Employment Services authorized under the Wagner-Peyser Act; Foreign Labor Certification activities authorized by the Immigration and Nationality Act; the Senior Community Service Employment Program authorized by the Older American Act; Apprenticeship programs authorized by the National Apprenticeship Act, Job Corps Services through a Cooperative Agreement with the Hawaii Job Corps Center and Veterans Employment and Training Services through the Job for Veterans State Grants.


Regulatory and Compliance (Worker Protection): The Department's mission is to assure that every working man and woman in the workplace has safe and healthful working conditions. Our Division of Occupational Safety and Health (DOSH), the OSHA Onsite Consultation Program (a cooperative agreement with USDOL) and the Workers Compensation division, ensures the safety and health of Guam's workers by setting and enforcing workplace safety and health standards; delivering effective enforcement; providing training, outreach and education; and encouraging continual improvement in workplace safety and health. Through these efforts, our safety division aims to reduce the number of worker illnesses, injuries, and fatalities. The Wage and Hour Division is responsible for administering and enforcing a number of laws that establish the minimum standards for wages and working conditions on the island. The Fair Labor Standards Act (FLSA) minimum wage provisions and the prevailing wage laws provide a floor for the payment of fair wages, while the FLSA overtime provisions are intended to broaden work opportunities and promote employment.

Statistics: The Bureau of Labor Statistics (BLS) produces relevant statistics reflecting labor market activity and working conditions. Statistics produced by BLS support the formulation of economic and social policy by providing data for analysis and decision-making.

Visit: www.bls.guam.gov

SPECIAL POINTS OF INTEREST:

- Workforce Innovation and Opportunity Act of 2014
- One-Stop Career Centers transform into new and improved "American Job Centers" nation wide
- September 2014 Unemployment Rate of 7.6%, a decrease of 2.4 percentage points from September 2013



Workforce Innovation and Opportunity Act

The Workforce Innovation and Opportunity Act (WIOA), signed into law on July 22, 2014, is the first legislative reform of the public workforce system in 15 years. WIOA presents an extraordinary opportunity to improve job and career options for our nation's workers and jobseekers through an integrated, job-driven public workforce system that links diverse talent to businesses.

It supports the development of strong, vibrant regional economies where businesses thrive and people want to live and work. WIOA retains the nationwide system of one-stop centers, which directly provide an array of employment services and connect customers to work-related training and education. WIOA furthers a high quality one-stop center system by continuing to align investments in workforce, education, and economic development to regional in-demand jobs. The new law places greater emphasis on one-stops achieving results for jobseekers, workers, and businesses. WIOA reinforces the partnerships and strategies necessary for one-stops to provide job seekers and workers with the high-quality career services, education and training, and supportive services they need to get good jobs and stay employed, and to help businesses find skilled workers and access other supports, including education and training for their current workforce.



Job Corps (specialized training for out of school youth) with the state of Hawaii

The Guam Department of Labor has operated as the satellite site to process potential applicants to participate in a comprehensive array of career development services targeted for at-risk young men and women, ages 16-24, to prepare them for successful careers. The department in the last 4 years has provided the recruitment and admission services to many of our island youths. The chart below demonstrates the efforts the department has made on our recruitment activities:

Year	No. of Participants	In Training	Successful Completion
2012	9	1	8
2013	2	1	1
2014	18	18	0




PROGRAM STATISTICS



Total Openings Received	Total No. of Employers	Total No. of Federal Contractors
1,062	82	47

Participant Demographics



Female	Male
2,562	3,552

TOTAL PARTICIPANTS
6,114

Youth	Adults	Seniors
677	4,934	503



VETERANS
298


Participant Services

Workforce Info Services	Staff Assisted Services	Career Guidance	Job Search Activities
3,225	3,214	1,426	898

Referred to Employment	Referred to WIOA Services	Exited from Services
283	321	1,641

OUR FINANCIAL REPORT

Description	Agency for Human Resources Development		Guam Department of Labor	
	FY2014	FY2015	FY2014	FY2015
Revenue	\$6,620,326	\$6,258,608	\$7,406,005	\$8,910,161
Expenditures	\$3,461,521	\$3,525,689	\$5,302,085	\$5,886,169
Expenditure Breakdown				
Salaries/Benefits	\$2,475,767	\$2,480,868	\$3,051,842	\$3,372,783
Travel	\$39,734	\$42,918	\$65,214	\$73,540
Contractual	\$543,799	\$669,854	\$918,998	\$757,976
Rental	\$285,088	\$298,572	\$352,134	\$438,168
Supplies	\$16,376	\$11,740	\$56,874	\$72,319
Equipment	\$5,315	\$429	\$38,150	\$10,461
Drug Testing	\$0	\$0	\$200	\$40
Sub-Recipient	\$0	\$0	\$758,183	\$1,028,380
Federal Match	\$0	\$0	\$44,117	\$85,452
Telephone	\$25,039	\$21,307	\$25,819	\$27,610
Capital Outlay	\$70,403	\$0	\$0	\$18,833
Indirect Cost	\$0	\$0	19,069	\$2,206
EEOC Credits	\$0	\$0	-\$25,513	-\$1,599



The Bureau of Labor Statistics continues to provide our island with Guam's economic indicators such as the Occupational Employment Statistics, the Current Employment Statistics, the Unemployment Situation on Guam, and the Annual Census of Establishment. Below is a snapshot of the types of statistics available at our website: www.bls.guam.gov

Summary Economic Indicators

Employment	Mar 2011	Mar 2012	Mar 2013	Mar 2014	Mar 2015	Percent Change (One Year)	Percent Change (Five Years)
Private	45,920	45,090	45,670	45,850	46,970	2.4%	2.3%
<i>Construction</i>	6,820	6,040	6,080	6,590	6,270	-4.9%	-8.1
Federal Government	3,950	4,080	4,010	3,990	4,030	1.0%	2.0%
Government of Guam	11,890	11,760	11,660	11,600	11,760	1.4%	-1.1%
Total Employment	61,760	60,930	61,340	61,440	62,760	2.1%	1.6%

Weekly Earnings	Mar 2011	Mar 2012	Mar 2013	Mar 2014	Mar 2015	Percent Change (One Year)	Percent Change (Five Years)
Private (Nonsupervisory)	\$447.42	\$450.90	\$468.38	\$494.27	\$499.29	1.0%	11.6%
GovGuam (All Branches)	\$804.68	\$803.19	\$837.13	\$880.13	\$924.45	5.0%	14.9%

Unemployment Rate	Mar 2010	Mar 2011	Mar 2012	Mar 2013	Mar 2014	Change (One Year)	Change (Five Years)
	N/A	13.30%	11.80%	13.30%	7.40%	-5.9	N/A



Guam Department of Labor Main Office:

Address: 414 West Soledad Avenue • Suite 400, GCIC Building • Hagåtña, Guam 96910
 Tel: (671) 475-7044/36 • Fax: (671) 475-6811 • Website: dol.guam.gov

American Job Center:

Address: 710 West Marine Corps Drive • Suite 301, Bell Tower Plaza • Hagåtña, Guam 96910
 Tel: (671) 475-7000/1 • Fax: (671) 300-4659 • Website: hireguam.com