



The Honorable
EDDIE BAZA CALVO
Governor

The Honorable
RAY TENORIO
Lieutenant Governor



GLENN LEON GUERRERO
Director

FELIX C. BENAVENTE
Deputy Director

June 27, 2017

The Honorable Benjamin J.F. Cruz, Speaker
34th Guam Legislature
I Mina 'Trentai Kuåttro Na Liheslaturan Guåhan
155 Hesler Place
Hagåtña, Guam 96910


Re.: Citizen Centric Report (CCR) for the Fiscal Year ended September 30, 2016

Dear Honorable Speaker,

Pursuant to Section 2(a) of Public Law 30-127 relative to the Citizen Centric Report, we are pleased to transmit our report to you. The attached report was prepared in conjunction with the University of Guam Accounting Class under the guidance of Dr. Doreen Crisostomo. The Department of Public Works (DPW) will post the Citizen Centric Report for the Fiscal Year Ended, September 30, 2016 on our website: www.dpw.guam.gov.

Should you need additional information, or have any questions or concerns, please call me at 646-3131.

Sincerely,


GLENN LEON GUERRERO
Director

Attachment

cc: The Honorable Governor Eddie Baza Calvo
The Honorable Senator Frank B. Aguon, Jr.
Office of the Public Accountability




**CITIZEN-CENTRIC
REPORT
FISCAL YEAR 2016**

**DEPARTMENT OF
PUBLIC WORKS
DIPATTAMENTON CHE'CHO PUBLEKO**


542 N. Marine Corps. Dr. Tamuning, Guam 96913 – Tel: (671) 646-3131 – www.dpw.guam.gov

Table of Contents

About DPW 1
 Our Performance 2
 Our Finances 3
 Challenges and Outlook 4



Glenn Leon Guerrero
Director



Felix Benavente
Deputy Director

MISSION STATEMENT

The Department of Public Works (DPW) is responsible in performing a wide variety of public service activities ensuring compliance to statutes by conducting quality control for construction, infrastructure maintenance road repairs and providing busing transportation to all school students. DPW is responsible to the people of Guam in providing essential community service.

ABOUT DPW

The Department of Public Works (DPW) was established under Public Law 1-88 in 1952 under section 5104. DPW provides five major essential services: Public Safety, Transportation, Highway Maintenance, Government-wide Support, and Capital Improvement Projects. Within DPW there are six divisions: Administrative Services, Building Construction and Facility Maintenance, Bus Operations, Capital Improvement Projects, Highway, and Transportation Maintenance. These divisions assist in providing services to ensure the department’s mission is fulfilled to the people of Guam.

GOALS & OBJECTIVES

- ✓ Enforcing building codes
- ✓ Provides safe and efficient transportation
- ✓ Maintain and repair DPW’s school buses, vehicles, and equipment
- ✓ Construct and maintain a safe and efficient highway system
- ✓ Manage all Government of Guam capital improvement projects and ensure that all projects comply with applicable building, territory, and federal guidelines
- ✓ Maintain Governor’s Office of Highway Safety to provide community outreach and resources partnership
- ✓ To provide maintenance, repairs, construction services and custodial work to upkeep buildings and other government facilities
- ✓ To enhance administrative and programs effectiveness and efficiency

DEMOGRAPHIC	2015	2016
Population	161,785	162,742
Public School Enrollment	30,620	30,758
GovGuam Employees	12,040	11,890
DPW Employees	293	307



PUBLIC SAFETY	2014	2015	2016	% CHANGE	TREND
Total crashes	6,473	7,208	7,559	4.87%	■
Total DUI crashes	67	57	55	(3.51%)	■
Total traffic fatalities	19	9	12	33.33%	■
Total fatal crashes	21	9	12	33.33%	■
DUI-related fatalities	6	3	0	(100.00%)	■
DUI crash with injuries	67	13	16	23.08%	■
DUI arrests	442	531	482	(9.23%)	■
Drug-related arrests	114	477	171	(64.15%)	■
TRANSPORTATION					
Bus: Total student passenger	30,984	30,984	26,545	(14.33%)	■
Bus: Total routes	179	179	179	0.00%	■
Bus: Total fleet	139	134	175	30.60%	■
# of bus repairs (estimated)	1,620	1,625	1,404	(13.60%)	■
# of light vehicles repairs (estimated)	n/a	33	35	6.06%	■
# of heavy equipment repairs (estimated)	n/a	80	90	12.50%	■
HIGHWAY MAINTENANCE					
# of miles resurfaced	n/a	1	2	100.00%	■
# of potholes repaired (avg. 1.5'x1.5'x4")	1,137	510	994	94.90%	■
GOVERNMENT-WIDE SUPPORT					
Total number of work requests	n/a	1,193	1,255	5.20%	■
Avg. number of days to complete requests	n/a	3	3	0.00%	■
# of plumbing requests	328	242	255	5.37%	■
# of electrical service requests	779	236	248	5.08%	■
# of carpentry requests	276	195	205	5.13%	■
# of air conditioner repairs	546	383	403	5.22%	■
CAPITAL IMPROVEMENT					
# of highway construction projects					
# of bridges	4	3	2	(33.33%)	■
# of roadways	6	6	3	(50.00%)	■
# ongoing projects	11	9	5	(44.44%)	■
# of completed projects	3	7	2	(71.43%)	■
# of amendments to contracts	30	28	22	(21.43%)	■
# of capital improvement projects					
# ongoing projects	7	5	7	40.00%	■
# of completed projects	7	5	7	40.00%	■
# of amendments to contracts	0	1	5	400.00%	■
Total building permits	942	1,337	1,400	4.71%	■

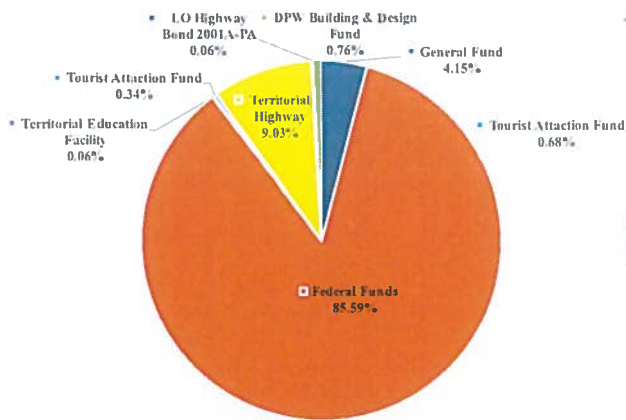
■ Increase ■ Decrease ■ No significant changes



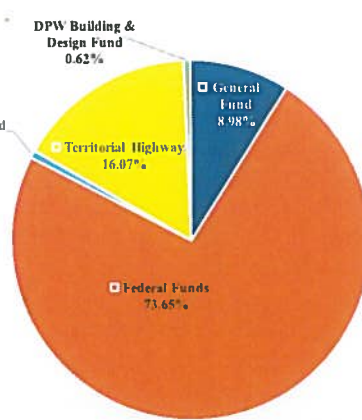
FUNDING SOURCES	2014	2015	2016	% CHANGE
General Fund	\$12,024,190	\$7,849,490	\$7,451,757	(5.07%)
Federal Funds	126,723,447	170,652,727	153,702,247	(9.93%)
Streetlight Fund	8,207	8,207	8,207	0.00%
Territorial Education Facility	116,442	116,442	116,442	0.00%
Tourist Attraction Fund	0	0	605,000	-
Territorial Highway	12,736,196	16,455,713	16,219,869	(1.43%)
LO Highway Bond 2001A-PA	607,261	592,982	109,982	(81.45%)
DPW Building & Design Fund	915,296	1,062,160	1,368,460	28.84%
TOTAL	\$153,131,039	\$196,737,722	\$179,581,964	(8.72%)

EXPENDITURES BY FUND	2014	2015	2016	% CHANGE
General Fund	\$10,192,566	\$7,262,825	\$7,068,512	(2.68%)
Federal Funds	80,673,046	64,697,715	57,966,447	(10.40%)
Streetlight Fund	0	0	0	-
Territorial Education Facility	0	0	0	-
Tourist Attraction Fund	0	0	536,010	-
Territorial Highway	11,032,669	14,005,021	12,646,299	(9.70%)
LO Highway Bond 2001A-PA	129,279	401,476	0	(100.00%)
DPW Building & Design Fund	518,314	491,174	486,816	(0.89%)
TOTAL	\$102,545,874	\$86,858,211	\$78,704,083	(9.39%)

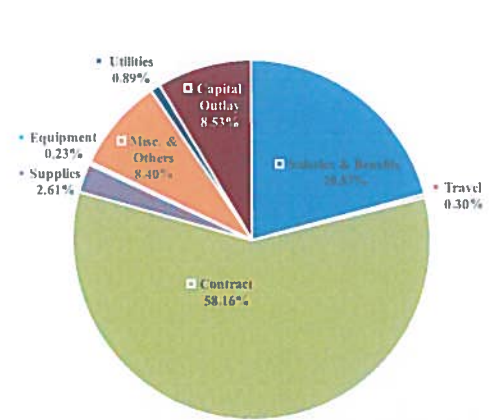
WHERE OUR MONEY CAME FROM IN 2016



WHERE OUR MONEY WENT IN 2016



EXPENDITURES BY OBJECT CATEGORY



- ✓ DPW received most of its funds from federal funds (86%) and fuel taxes (9%). General fund accounts for 4%.
- ✓ The funding source in 2016 decreased mainly from federal funds.
- ✓ In fiscal year 2016, total funds available was \$180M and \$79M was expended and/or committed.
- ✓ Total expenditures decreased compared to fiscal year 2015, mainly from the Federal and Territorial Highway funds.
- ✓ Contracts expenditures account for 58% and salaries/benefits account for 21% of the total expenditures in 2016.
- ✓ Tourist Attraction Fund received and spent in 2016 was for the FestPac security support.



CHALLENGES

- Resolving prior year obligations
- Fixing road repairs
- Manpower resources
- Insufficient supplies
- Train employees effectively



FUTURE OUTLOOK

- Military buildup
- Building roads
- Building bridges
- Building government facilities
- Expanding DPW facilities



DPW is responsible for maintaining island-wide streets, storm drains, governmental facilities, and is part of the typhoon response team.



WE WANT TO HEAR FROM YOU!

Do you like this report?
Is there any other information you would to see included?
Please contact Arleen U. Pierce,
Controller at (671) 646-3154
arleen.pierce@dpw.guam.gov