

**PORT AUTHORITY OF GUAM
(A COMPONENT UNIT OF
THE GOVERNMENT OF GUAM)**

**FINANCIAL STATEMENTS, ADDITIONAL
INFORMATION AND
INDEPENDENT AUDITORS' REPORT**

**SEPTEMBER 30, 2015 AND 2014
(AS RESTATED)**



Deloitte & Touche LLP
361 South Marine Corps Drive
Tamuning, GU 96913-3911
USA

Tel: (671)646-3884
Fax: (671)649-4932
www.deloitte.com

INDEPENDENT AUDITORS' REPORT

The Board of Directors
Port Authority of Guam:

Report on Financial Statements

We have audited the accompanying financial statements of Port Authority of Guam (the Authority), a component unit of the Government of Guam, which comprise the statements of net position as of September 30, 2015 and 2014, and the related statements of revenues, expenses, and changes in net position and of cash flows for the years then ended, and the related notes to the financial statements.

Management's Responsibility for the Financial Statements

Management is responsible for the preparation and fair presentation of these financial statements in accordance with accounting principles generally accepted in the United States of America; this includes the design, implementation, and maintenance of internal control relevant to the preparation and fair presentation of financial statements that are free from material misstatement, whether due to fraud or error.

Auditors' Responsibility

Our responsibility is to express an opinion on these financial statements based on our audits. We conducted our audits in accordance with auditing standards generally accepted in the United States of America and the standards applicable to financial audits contained in *Government Auditing Standards*, issued by the Comptroller General of the United States. Those standards require that we plan and perform the audit to obtain reasonable assurance about whether the financial statements are free from material misstatement.

An audit involves performing procedures to obtain audit evidence about the amounts and disclosures in the financial statements. The procedures selected depend on the auditor's judgment, including the assessment of the risks of material misstatement of the financial statements, whether due to fraud or error. In making those risk assessments, the auditor considers internal control relevant to the entity's preparation and fair presentation of the financial statements in order to design audit procedures that are appropriate in the circumstances, but not for the purpose of expressing an opinion on the effectiveness of the entity's internal control. Accordingly, we express no such opinion. An audit also includes evaluating the appropriateness of accounting policies used and the reasonableness of significant accounting estimates made by management, as well as evaluating the overall presentation of the financial statements.

We believe that the audit evidence we have obtained is sufficient and appropriate to provide a basis for our audit opinion.

Opinion

In our opinion, the financial statements referred to above present fairly, in all material respects, the financial position of the Port Authority of Guam as of September 30, 2015 and 2014, and the changes in its net position and its cash flows for the years then ended in accordance with accounting principles generally accepted in the United States of America.

Emphasis of a Matter

As discussed in Note 1 to the financial statements, in 2015, the Authority adopted Governmental Accounting Standards Board (GASB) Statement No. 68, *Accounting and Financial Reporting for Pensions - an amendment of GASB Statement No. 27* and GASB Statement No. 71, *Pension Transition for Contributions Made Subsequent to the Measurement Date - an amendment of GASB Statement No. 68*. As a result of adopting these standards, the Authority has elected to restate its 2014 financial statements to reflect the adoption of these standards. Our opinion is not modified with respect to this matter.

Other Matters

Required Supplementary Information

Accounting principles generally accepted in the United States of America require that the Management's Discussion and Analysis on pages 4 through 14 as well as the Schedule of Funding Progress on page 40, the Schedule of Proportional Share of the Net Pension Liability on page 41, and the Schedule of Pension Contributions on page 42 be presented to supplement the financial statements. Such information, although not a part of the financial statements, is required by the Governmental Accounting Standards Board who considers it to be an essential part of financial reporting for placing the financial statements in an appropriate operational, economic, or historical context. We have applied certain limited procedures to the required supplementary information in accordance with auditing standards generally accepted in the United States of America, which consisted of inquiries of management about the methods of preparing the information and comparing the information for consistency with management's responses to our inquiries, the financial statements, and other knowledge we obtained during our audits of the financial statements. We do not express an opinion or provide any assurance on the information because the limited procedures do not provide us with sufficient evidence to express an opinion or provide any assurance.

Other Financial Information

Our audits were conducted for the purpose of forming an opinion on the financial statements as a whole. The schedules of operating expenses and summary of salaries and wages are presented for purposes of additional analysis and are not a required part of the financial statements.

The schedules of operating expenses and summary of salaries and wages on pages 43 through 47 are the responsibility of management and were derived from and relate directly to the underlying accounting and other records used to prepare the financial statements. Such information has been subjected to the auditing procedures applied in the audit of the financial statements and certain additional procedures, including comparing and reconciling such information directly to the underlying accounting and other records used to prepare the financial statements or to the financial statements themselves, and other additional procedures in accordance with auditing standards generally accepted in the United States of America. In our opinion, the schedules of operating expenses and summary of salaries and wages are fairly stated, in all material respects, in relation to the financial statements as a whole.

The schedule of employees by department on page 48 has not been subjected to the auditing procedures applied in the audit of the financial statements, and accordingly, we do not express an opinion or provide any assurance on it.

Other Reporting Required by *Government Auditing Standards*

In accordance with *Government Auditing Standards*, we have also issued our report dated January 29, 2016 on our consideration of the Authority's internal control over financial reporting and on our tests of its compliance with certain provisions of laws, regulations, contracts, and grant agreements and other matters. The purpose of that report is to describe the scope of our testing of internal control over financial reporting and compliance and the results of that testing, and not to provide an opinion on internal control over financial reporting or on compliance. That report is an integral part of an audit performed in accordance with *Government Auditing Standards* in considering the Authority's internal control over financial reporting and compliance.

Deloitte & Touche LLP

January 29, 2016

PORT AUTHORITY OF GUAM
(A Component Unit of the Government of Guam)

Management's Discussion and Analysis
September 30, 2015 and 2014

The following Management's Discussion and Analysis (MD&A) of the Port Authority of Guam (PAG, Port or the Authority) provides an overview of the activities and financial performance for the fiscal years ended September 30, 2015 and 2014. The information contained in this MD&A has been prepared by management and should be considered in conjunction with the financial statements and the accompanying notes which follow this section and are integral to the data contained in the financial statements.

ABOUT THE AUTHORITY

The Port Authority of Guam was established as a public corporation and an autonomous agency of the Government of Guam by Public Law 13-87 in October 1975. The Port operates the only commercial seaport in the Territory and is the primary seaport in Micronesia. It operates the largest U.S. deepwater port in the region and currently handles about 2 million tons of cargo a year. The Port owns 5 cargo-handling piers along with two fuel piers and three marinas. The cost of operations and capital improvements are funded largely from the Authority's own revenues.

The Authority is presided over by five board members appointed by the Governor of Guam with the advice and consent of the Legislature. The Board of Directors appoints the General Manager and Deputy General Manager who are responsible for maintenance, operation and development of the Port and the agency's business affairs.

With over 90% of the region's goods and supplies passing through its doorways, the Port's impact on the quality and sustenance of life for residents of the region cannot be overstated. As Guam can only produce limited amounts of food and products on the island, the Port is truly the life link between the region and the rest of the world.

The Authority is dedicated to providing full services to ocean vessels in support of loading and unloading cargo from Guam and Micronesia. The Port Authority of Guam is the main lifeline of consumer goods into the island, and as such, recognizes its responsibility to deliver these goods in a timely manner. In support of this mission, the Port Authority also provides land and infrastructure to private interests to further develop the maritime industries on Guam. As a public corporation, the Authority dedicates all of its profits to the upgrading of equipment and facilities and the continued growth of the island's seaport.

FINANCIAL HIGHLIGHTS

- The net position of the Authority as of September 30, 2015 was \$93.6 million. Of this amount, \$104.7 million is net investment in capital assets, \$4.3 million is considered restricted and \$(15.4) million is considered unrestricted.
- The Port's net position increased by \$61.9 million for fiscal year ended September 30, 2015.
- The Port's total assets increased by \$61.6 million during the fiscal year ended September 30, 2015. The major component of this change was an increase in depreciable property, plant and equipment. The Phase I-III reconfiguration and expansion of the break-bulk laydown area, renovation of the CFS Building, creation of a new gate complex, and upgrade of utilities and security features funded by a \$50 million appropriation from the Department of Defense and administered by MARAD was completed.

PORT AUTHORITY OF GUAM
(A Component Unit of the Government of Guam)

Management's Discussion and Analysis
September 30, 2015 and 2014

- The total liabilities decreased by \$1.8 million during fiscal year ended September 30, 2015. The major component of this change was due to a decrease in net pension liabilities of \$6.8 million due to the implementation of GASB Statement No. 68.
- Since Fiscal Year 2003, the Port's finances have consistently showed an increase in net assets for 13 straight years.
- The Port obtained a \$2 million Community Facility (CF) Direct Loan from USDA in July 2015 for the funding of eight (8) tractors, four (4) 5-ton forklifts, a telescopic boom lift, a compact articulated boom lift, an industrial sweeper and two (2) portable dual operation welding machines.

Overview of Financial Statements

The Authority's basic financial statements consist of the following: 1) statements of net position, 2) statements of revenues, expenses, and changes in net position, 3) statements of cash flows and 4) notes to the financial statements. This report also contains required supplementary information in addition to the basic financial statements.

The statements of net position present information on all of the Authority's assets, liabilities, deferred outflows and inflows of resources with the difference reported as net position. Over time, increases or decreases in net position may serve as a useful indicator of whether the financial position of the Authority is improving or deteriorating.

The statements of revenues, expenses, and changes in net position present information showing how the Authority's net position changed during the fiscal year. All changes in net position are reported as soon as the underlying event giving rise to the change occurs, regardless of the timing of the related cash flows. Thus, revenues and expenses are reported in this statement for some items that will only result in cash flows in future fiscal periods.

Financial Analysis

The largest portion of the Authority's net position reflects its investment in capital assets (e.g., land, buildings, machinery and equipment), less any related debt used to acquire those assets, and excluding any outstanding debt proceeds. The Authority uses these assets to provide services to its customers; consequently these assets are not available for future spending. Although the Authority's investment in capital assets is reported net of related debt, it should be noted that the resources to repay this debt must be provided from other sources, since the capital assets themselves cannot be used to liquidate these liabilities. An additional portion of the Authority's net position represents resources that are unrestricted net position which may be used to meet the Authority's ongoing obligations to employees and creditors.

In 2015, the Authority adopted Governmental Accounting Standards Board (GASB) Statement No. 68, Accounting and Financial Reporting for Pensions – an amendment of GASB Statement No. 27 and GASB Statement No. 71, Pension Transition for Contributions Made Subsequent to the Measurement Date – an amendment of GASB Statement No. 68. GASB Statements No. 68 and No. 71 establish standards of accounting and financial reporting for defined benefit pensions and defined contribution pensions provided to employees of state and local government. The Authority participates in a single-employer pension plan as defined by GASB Statement No. 68. The implementation resulted in the recognition of pension expense as well as the reporting of deferred outflows and inflows of resources and a net pension liability based on the Authority's proportionate share of those of the overall plan. Refer to Note 1 for cumulative change and Note 4 for details of GASB Statement No. 68.

PORT AUTHORITY OF GUAM
(A Component Unit of the Government of Guam)

Management's Discussion and Analysis
September 30, 2015 and 2014

A summarized comparison of the Port's assets, liabilities, deferred outflows and inflows of resources and net position at September 30 is as follows:

Condensed Statements of Net Position
(In thousands)

<u>ASSETS</u>	<u>2015</u>	<u>2014</u> <u>(As Restated)</u>	<u>2013</u> <u>(As Restated)</u>
Current and other assets	\$ 31,407	\$ 23,299	\$ 20,593
Capital assets	<u>125,091</u>	<u>71,562</u>	<u>74,591</u>
Total assets	156,498	94,861	95,184
Deferred outflows of resources from pension	<u>4,452</u>	<u>4,063</u>	<u>4,215</u>
Total assets and deferred outflows of resources	\$ <u>160,950</u>	\$ <u>98,924</u>	\$ <u>99,399</u>
 <u>LIABILITIES AND NET POSITION</u>			
Current liabilities	\$ 6,102	\$ 5,462	\$ 8,394
Other non-current liabilities	<u>56,710</u>	<u>59,190</u>	<u>63,945</u>
Total liabilities	<u>62,812</u>	<u>64,652</u>	<u>72,339</u>
Deferred inflows of resources from pension	<u>4,565</u>	<u>2,657</u>	<u>-</u>
Net position:			
Net investment in capital assets	104,706	57,614	59,933
Restricted – expendable	4,257	966	446
Unrestricted	<u>(15,390)</u>	<u>(26,965)</u>	<u>(33,319)</u>
Total net position	<u>93,573</u>	<u>31,615</u>	<u>27,060</u>
Total liabilities, deferred inflows of resources and net position	\$ <u>160,950</u>	\$ <u>98,924</u>	\$ <u>99,399</u>

The Authority's total assets increased by \$61.6 million during the fiscal year ended September 30, 2015, from \$94.9 million in FY 2014 to \$156.5 million in FY 2015.

The Port's current and other assets increased by \$8.1 million or 35%, capital assets increased by \$53.5 million or 75% which resulted in an overall increase in total assets. Total liabilities decreased by \$1.8 million or 3% from \$64.6 million in FY 2014 to \$62.8 million in FY 2015. This was primarily due to the decrease in Port's other non-current liabilities by \$2.5 million or 4%. The net position increased by \$62 million during the fiscal year ended September 30, 2015. Net position invested in capital assets net of related debt increased by \$47 million, restricted net position increased by \$3.3 million and unrestricted net position increased by \$11.6 million.

Key elements of this increase are identified in the following schedule of changes in net position and related explanations.

PORT AUTHORITY OF GUAM
(A Component Unit of the Government of Guam)

Management's Discussion and Analysis
September 30, 2015 and 2014

Port Authority of Guam
Changes in Net Position
(In thousands)

	<u>2015</u>	2014 (Restated)	<u>2013</u>
Operating revenues:			
Cargo throughput charges	\$ 34,309	\$ 32,078	\$ 29,724
Wharfage charges	4,617	4,493	4,185
Equipment and space rental	8,563	7,709	7,503
Special services	263	298	313
Other operating revenue	<u>919</u>	<u>374</u>	<u>185</u>
Total operating revenue	<u>48,671</u>	<u>44,952</u>	<u>41,910</u>
Operating expenses:			
Operations	9,215	8,436	10,335
Equipment maintenance	5,057	4,941	7,651
Facility maintenance	1,363	1,319	1,496
Management and administration	7,364	6,934	8,832
COLA/supplemental annuities	2,790	2,321	2,156
Pension cost (recovery)	(843)	2,836	-
General expenses	<u>7,643</u>	<u>7,528</u>	<u>7,453</u>
Total operating expenses before depreciation	<u>32,589</u>	<u>34,315</u>	<u>37,923</u>
Operating income before depreciation	16,082	10,637	3,987
Depreciation	<u>4,817</u>	<u>4,837</u>	<u>4,893</u>
Operating income (loss)	11,265	5,800	(906)
Nonoperating expenses, net	<u>880</u>	<u>5,410</u>	<u>3,786</u>
Income (loss) before capital contributions	10,385	390	(4,692)
Capital contributions-US Government Grants	<u>51,573</u>	<u>4,165</u>	<u>4,785</u>
Increase in net position	61,958	4,555	93
Net position at beginning of the year	31,615	27,060	71,233
Restatement of beginning position	<u>-</u>	<u>-</u>	<u>(44,266)</u>
Net position at end of year	\$ <u>93,573</u>	\$ <u>31,615</u>	\$ <u>27,060</u>

Revenues

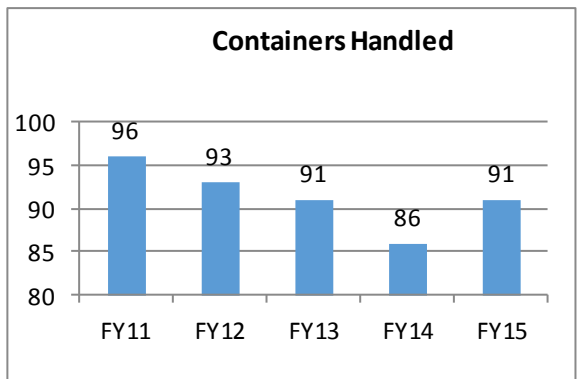
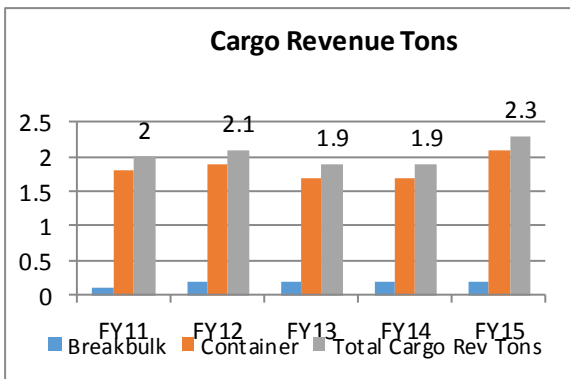
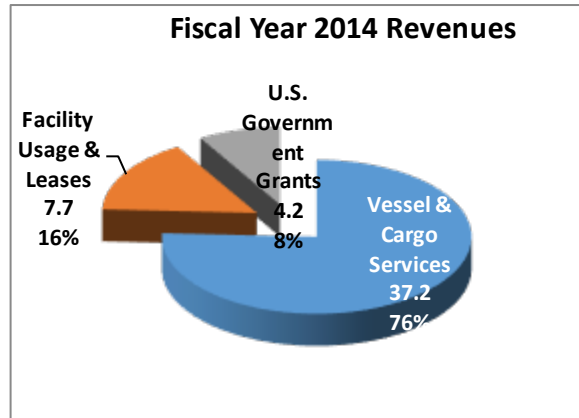
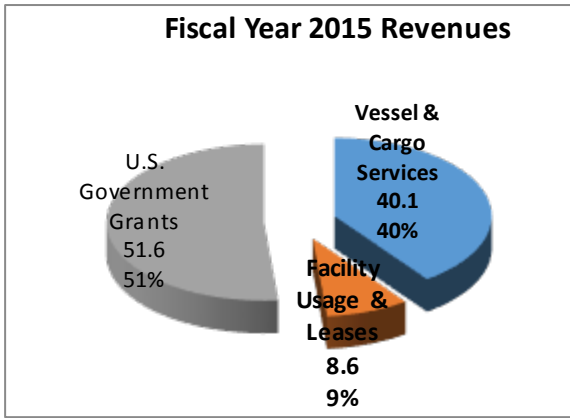
- PAG Docket 13-01, Interim Rate Petition was approved by the PUC on January 30, 2014 and rates were implemented on March 2, 2014. The petition implemented a 5.65% increase to PAG's Terminal Tariff rates with the exception of the Bunkering/Fuel throughput/Waste Oil rates and the Crane Surcharge. FY 2015 recognized a full year of this rate increase.

**PORT AUTHORITY OF GUAM
(A Component Unit of the Government of Guam)**

Management's Discussion and Analysis
September 30, 2015 and 2014

- Vessel and cargo services revenues in FY 2015 increased by \$2.9 million. The increase was primarily due to a full year of the Interim Rate Increase and cargo volume increase.
- Facility usage and leases increased by 11% or \$854 thousand, from \$7.7 million in FY 2014 to \$8.6 million in FY 2015.
- Federal contributions in FY 2015 increased by \$47.4 million, from \$4.2 million in FY 2014 to \$51.6 million in FY 2015. The increase was primarily due to the Port Modernization Program. No funds under the PMP passed to the Port. The Port of Guam Improvement Enterprise Program was created and MARAD was appointed as the lead federal agency to administer and disburse this program.

Vessel and cargo services in FY 2014 increased by \$2.8 million compared to FY 2013 primarily due to the Interim Rate Increase. PAG Docket 13-01, Interim Rate Petition was approved by the PUC and the rate was implemented on March 2, 2014.



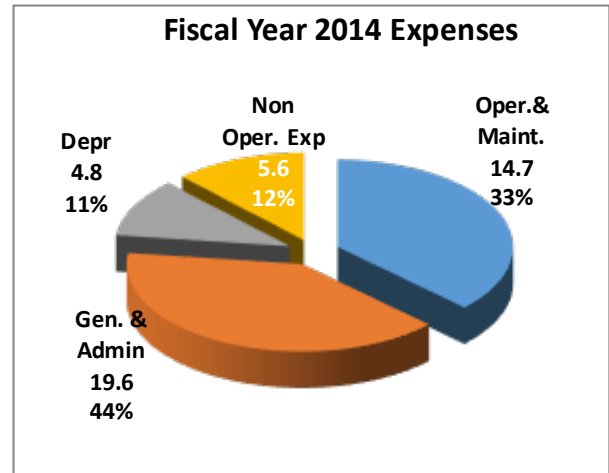
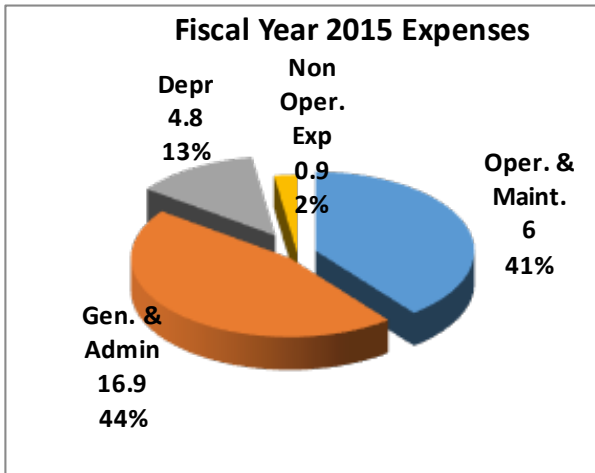
Expenses

In Fiscal Year 2015, the total operating expenses were \$32 million and non-operating expenses were \$880 thousand. Operating expense decreased by \$1.7 million and non-operating expenses decreased \$4.5 million compared to fiscal year 2014. Overall operating expenses for most categories increased from 2% to 6%, COLA/supplemental increased by 20% and operations increased by 9%. Non-operating expenses decreased by \$4.5 million or 84%.

**PORT AUTHORITY OF GUAM
(A Component Unit of the Government of Guam)**

Management's Discussion and Analysis
September 30, 2015 and 2014

In Fiscal Year 2014, the total operating expenses were \$34.3 million and non-operating expenses were \$5.4 million. Operating expense decreased by \$351 thousand and non-operating expenses increased by \$1.6 million compared to fiscal year 2013.



Port Modernization Plan

Overview

\$50 million funding from the Department of Defense

In 2012, DOD announced a projected downsizing of military build-up plans for Guam. Prior to this, it was determined that the original military alignment plans would create significant increases in annual Port cargo volumes causing the Port to become a bottle-neck for DOD construction materials and impact the logistics lifeline for all of Guam, resulting from a combination of the compressed timeframe for the build-up, and the Port's shortcomings in adequate cargo storage space, cargo handling equipment, and aging waterfront facilities.

The new DOD plan called for reductions in the number of relocating personnel, and the overall projected construction budget (to about \$8.6 million). The timeframe was pushed back from 2010-2014 to 2016-2020.

In response to the evolution of changes between the Port's 2007 Master Plan projections and more recent findings and recommendations contained in the Port's 2013 Master Plan updated report, a redirected implementation strategy was presented to accomplish the following: modernize the Port in the next five years; prepare for a downsized and delayed military build-up; provide a balanced focus on improvement and long-term sustainability; and provide a strategy to secure financial self-sufficiency.

PORT AUTHORITY OF GUAM
(A Component Unit of the Government of Guam)

Management's Discussion and Analysis
September 30, 2015 and 2014

The Authority partnered with the Maritime Administration (MARAD), through a Memorandum of Understanding (MOU), for the "Port of Guam Improvement Enterprise Program" (the Program). MARAD was designated as the lead federal agency assisting the Port in securing funding sources to modernize its facilities and operations. Under the Program, MARAD's role is to provide federal oversight and coordination of projects under the program, act as a central procurement organization, leverage federal, non-federal and private funding sources, and streamline the environmental review and permitting process. This partnership with MARAD was formalized through U.S. Public Law 110-417, National Defense Authorization Act for 2010. U.S. Public Law 110-417 also established the "Port of Guam Improvement Enterprise Fund" (the Fund) which is a separate account in the Treasury of the United States and will be used to receive funding from federal and non-federal sources to carry out the Program.

In July 2010, the United States House of Representatives passed the 2010 Supplemental Appropriations Act which provided \$50 million for the Port Modernization Program. This bill was signed by President Barrack Obama in August 2010. The appropriation of \$50 million was transferred from the Department of Defense to the Fund on September 22, 2010. As set out in the MOU, the fund will be administered and disbursed by MARAD, with the approval/authorization of the Authority. On January 30, 2013, PAG broke ground on the long awaited and anticipated port modernization projects to be completed in three phases.

The Guam Commercial Port Improvement (GCPI) Program Phase I, Renovation of the CFS building into a 7,200 sq. ft. single story office building for Port Operations Personnel that were to be displaced as a result of the demolition of Warehouse 2 was completed and accepted by the Port on October 1, 2014.

Phase II, Demolition of Warehouse 2 and other selected structures. Paving repairs to increase break bulk staging area to approximately 9 acres was completed in 2014 and being utilized by the Port by October 1, 2014.

Phase III, Facility Expansion, which is the largest construction project of the GCPI Program was completed in fiscal year 2015. The expansion included expanding the Port's container yard by 4.6 acres, installation of high mast lighting in predetermined areas, a new terminal gate complex and runway, installation of oil water separators as required by Guam EPA, expansion of the east bulk yard and construction of dedicated suppression water tank. On August 3, 2015, MARAD did a partial turnover to the Port. The Port recorded Phase III in August as the Port was utilizing the facilities. On October 4, 2015, MARAD had turned over the remaining completed projects. Cost of project was taken from MARAD Financial Dashboard as of 9/30/15. MARAD is working on closing out the project and the Port is expecting to receive the final documents.

\$54.5 million funding from the USDA

On October 22, 2010, the USDA awarded a \$54.5 million loan appropriation to the Authority to complete the funding of Phase I-A of the Port Modernization Program. This loan consists of the following:

- \$25 million USDA Community Facilities Direct Loan
- \$25 million USDA Community Facilities Guaranteed Loan with ANZ Guam, Inc. (ANZ)
- \$4.5 million USDA Guaranteed Term Loan with ANZ

On the same date, the Authority received the proceeds of the USDA Guaranteed Term Loan with ANZ of \$3,500,000.

**PORT AUTHORITY OF GUAM
(A Component Unit of the Government of Guam)**

Management's Discussion and Analysis
September 30, 2015 and 2014

USDA Rural Development Community Facility Loans

Presented below are the USDA Rural Development Community Facility (CF) Loan Commitments as of September 30, 2015, which are intended for the Authority's specific projects (i.e., purchase of a Gantry Crane, Port Modernization Plan and purchase of top lifters and other cargo handling equipment (TLOCHE)):

	<i>USDA Loan Commitments:</i>		<i>Intended for the following Projects:</i>		
	<u>Direct*</u>	<u>Guaranteed*</u>	<u>Gantry Cranes</u>	<u>Modernization</u>	<u>TLOCHE</u>
CF Loan 1	\$ 2,000,000	\$ -	\$ -	\$ -	\$ 2,000,000
CF Loan 2	-	5,000,000	5,000,000	-	-
CF Loan 3	-	7,000,000	7,000,000	-	-
CF Loan 4	-	<u>4,500,000</u>	-	-	<u>4,500,000</u>
	<u>\$ 2,000,000</u>	<u>\$ 16,500,000</u>	<u>\$ 12,000,000</u>	<u>\$ -</u>	<u>\$ 6,500,000</u>

*Proceeds of the CF Direct Loans will come from USDA, while the rest are from ANZ which is "Guaranteed" by the USDA.

CF Loan 4 (Guaranteed) of \$4,500,000 intended for the purchase of cargo handling equipment, for more information please refer to Notes to Financial Statements, Long-term Bank Debt.

On March 5, 2014, the Port informed USDA that we will not proceed with \$25 million USDA Community Facilities Direct Loan.

CF Loans 1 (Direct), 2 (Guaranteed) and 3 (Guaranteed) totaling \$14 million is intended for the procurement of gantry cranes pursuant to Public Law 30-100 which mandates the Authority to acquire at least two gantry cranes no later than December 31, 2012. On November 2011, Public Law 31-145 was enacted that authorized the Authority to enter into negotiations with Matson and Horizon for the specific purpose of acquiring one or more of the Port of Los Angeles (POLA) gantry cranes through purchase or lease-to-own.

On June 5, 2012, the Port Board of Directors approved and ratified the purchase of the 3-POLA cranes and Gantry 3 for \$12 Million. On August 27, 2012, Public Utilities Commission (PUC) approved the Sales Agreement and Interim Maintenance Agreement related to the purchase of the POLA Cranes. Subsequently, PUC in their meeting of September 25, 2012, authorized the Authority to proceed with finalizing the loan documents with the financial institution. In compliance of the statute, on December 2012, the closing of the \$12M loan and official signing of the Sales Agreement for the purchase of the POLA Cranes was completed. On March 5, 2014 the Authority requested USDA to reprogram the CF Loan 1 (Direct) for \$2M that is intended for the procurement of gantry crane for the acquisition of cargo handling equipment.

On July 15, 2015, the Port and USDA closed the \$2M direct loan to purchase (8)-tractors, (4)-5 ton forklifts, (2)-portable dual operation welding machine, telescopic boom lift, compact articulated boom lift and industrial street sweeper. As of September 2015, the Port is working on procuring the equipment.

PORT AUTHORITY OF GUAM
(A Component Unit of the Government of Guam)

Management's Discussion and Analysis
September 30, 2015 and 2014

CAPITAL ASSET AND DEBT ADMINISTRATION

Capital assets

The Authority's investment in capital assets as of September 30, 2015, totaled \$125.1 million (net of accumulated depreciation). This investment in capital assets includes land, buildings, improvement other than buildings, office and cargo handling equipment, inventory and construction-in-progress. The total net increase in the Authority's investment in capital assets for fiscal year 2015 was \$53.5 million or 75%.

Major capital asset activity during 2015 included the following:

- Building and wharf account increased by \$56 million due to Port Modernization Project administered by Marad, CFS Repairs and Upgrade and CMU Wall upgrade.
- Vehicle account increased \$1.2 million due to acquisition of the mobile x-ray vehicle and (7) new vehicles.

Please refer to note 3 to the financial statements for additional details regarding capital asset activities during the fiscal years 2015 and 2014.

Debt

The Authority obtained a \$3.5 million loan from ANZ bank in October 2010 for the purchase of 4 new Hyster Top Lifters and 10 new Ottawa terminal yard tractors.

In December 2012, the Authority obtained a \$12 million loan from ANZ bank for the purchase of 3 used gantry cranes.

In April 2014, the Port obtained a \$10 million loan from BOG for the Service Life Extension project to repair the wharfs, acquire multiple top lifter equipment and upgrade of its financial management system. As of September 2015, the Port was processing requisitions for four (4) new top lifters.

In July 2015, the Port obtained a \$2 million USDA direct loan for the purchase of 8-Tractors, 4-5 ton forklifts, telescopic boom lift, compact articulated boom lift, industrial sweeper, and 2-portable dual operation welding machines.

The financial covenants of loans require the following ratios:

- a) Interest Coverage Ratio: PAG shall maintain an Interest Coverage Ratio of 1.5 to 1, calculated as follows:

$$\frac{\text{Net Profit (Loss) Before Depreciation, Interest, Taxes and Amortization}}{\text{Total Interest Expense}}$$

- b) Debt Service Coverage Ratio: PAG shall maintain a Debt Service Coverage ratio of 1.30 to 1, calculated as follows:

$$\frac{\text{Net Profit (Loss) Before Depreciation, Interest, Taxes and Amortization}}{\text{Total Interest Expense + Principal Debt Reductions}}$$

The interest coverage ratio is 18.59 and the debt service coverage ratio is 9.68 for fiscal year 2015.

Please refer to note 5 to financial statements for additional details regarding financing activities during fiscal years 2015 and 2014.

PORT AUTHORITY OF GUAM
(A Component Unit of the Government of Guam)

Management's Discussion and Analysis
September 30, 2015 and 2014

FISCAL YEAR 2016 OUTLOOK

The following are the courses of action that the Port aims to accomplish or complete in FY 2016:

5 Year Tariff Petition

In December 2014, the Port received the updated 5 Year Tariff Schedule that factored changes to the PMP and updated financial and volume information. On March 25, 2015 the Board of Directors approved the 1st year increase in the 5-Year Tariff Schedule to pursue a rate increase with the PUC. The Port published its proposed rate on March 31, 2015 and filed the Increase Tariff Petition on June 1, 2015.

PUC held public hearings on October 15-16, 2015. PAG Docket 15-04, Tariff Rate Petition was heard and approved in the PUC regular October 29, 2015 meeting. New rates will be effective December 1, 2015.

Management intends to update the Tariff Schedule and pursue a 5-Year Tariff Schedule to support the required capital improvement projects.

Facility Maintenance Fee Projects

Through the Facility Maintenance Fee, the Authority plans the following projects:

- A/E Services for Wheel Stopper, Storm Drainage System Repair & Gate House Repair
- Concrete Storm Drain Channel System Upgrade
- Container Yard Water Line Valves
- Container Yard Asphalt Pavement Repairs
- Container Yard Stripping & Bumpers
- Canopy/Shelter for Maintenance

Port Security Grant Program (PSGP)

Through the Port Security Grant Program of the U.S. Department of Homeland Security program, the Authority proceeded with the following projects:

- Construction of CMU Wall and Replacement of Perimeter Security Fencing funded by the Port's 2013 PSGP with a completion date of January 2016.
- Upgrade and refurbishment of two (2) US Coast Guard Safe Boats with 2014 PSGP with a completion date of March 2016.
- Cyber Security Assessment to scan IT infrastructure for vulnerabilities, penetration test, and cyber resilience review with an estimated completion date of June 30, 2016.
- PAG was recently awarded 2015 PSGP for sustainment for access control systems and addition security lights to be installed at various strategic Port locations.

PORT AUTHORITY OF GUAM
(A Component Unit of the Government of Guam)

Management's Discussion and Analysis
September 30, 2015 and 2014

Other Marina and Harbor of Refuge Projects

- Renovation of the Guam Harbor of Refuge-Architectural and Engineering Design including Environmental Study Phase for the moorings was completed on September 2015 under Boating Infrastructure Grant Program Tier1. Acquisition of a portable pump-out system is scheduled to be installed in 2016 and moorage repairs are scheduled in 2016/2017.
- Renovation of the Existing Pump-out Stations at the Gregorio D. Perez Marina is in progress and estimated to be completed in 2016 under the Clean Vessel Act Grant Program.
- Agat Small Boat Marina Concrete Catwalk is ongoing with estimated completion in February 2016 under the Department of the Interior Sport Fish Restoration Grant.

Service Life Extension (SLE) Program

The SLE Program was developed to address structural repair work at the Port's F-5 Wharf and marine repairs to F-3, F-4 and F-6 wharves. After obtaining approval from the Board of Directors, the Authority engaged the Guam Economic Development Authority (GEDA) to begin soliciting the financing services on behalf of the Port to fund the SLE Program for \$10 Million. In September 2012, GEDA issued the solicitation package for a \$10 Million loan to fund the SLE Program, upgrade the Financial Management System and acquire cargo handling equipment. The financing contract award took place in November 2012. The \$10M loan documents were fully executed on April 3, 2014.

The solicitation process for the construction work for the SLE Program began in April 21, 2014 through an Invitation for Bid. The Public Utilities Commission approved the construction agreement in the meeting of July 31, 2014; thereby followed by contract execution in August 20, 2014. The Notice to Proceed with the construction work was issued in December 30, 2014 to take effect January 5, 2015 and anticipated completion within 360 calendar days (January 2016). A recent change order has extended construction completion to April 2016.

Terminal Operating System (TOS)

The Port Authority of Guam is striving to develop into the world-class container terminal of the Western Pacific Region. Along with the Port Modernization Project, the Terminal Operating System (TOS) is a new system to replace Port's GTS system used in operations. The TOS will allow for automated invoicing and cargo and container tracking system anticipated to be completed in July 2016. The TOS project is funded through loan proceeds and Port's funds.

CONTACTING THE PORT'S FINANCIAL MANAGEMENT

The Management's Discussion and Analysis report is intended to provide information concerning known facts and conditions affecting the Port's operations. This financial report is designed to provide a general overview of the Port Authority's finances and to demonstrate the Port's accountability for the funds it receives and expends.

Management's Discussion and Analysis for the year ended September 30, 2014 is set forth in the report on the audit of financial statements which is dated February 20, 2015. That Discussion and Analysis explains in more detail major factors impacting the 2014 financial statements. A copy of that report can be obtained via the contact below.

For additional information about this report, please contact Joann B. Conway, Port Authority of Guam, 1026 Cabras Highway Suite 201, Piti, Guam 96915 or visit the website at www.portguam.com.

PORT AUTHORITY OF GUAM
(A Component Unit of the Government of Guam)

Statements of Net Position
September 30, 2015 and 2014

<u>ASSETS</u>	<u>2015</u>	<u>2014</u> As Restated (Note 1)
Current assets:		
Cash and cash equivalents - unrestricted	\$ 19,262,240	\$ 14,098,290
Accounts receivable, net of allowance for doubtful accounts of \$811,673 and \$849,439 in 2015 and 2014, respectively	7,294,906	7,840,410
Federal receivables	447,182	263,950
Prepaid expenses	18,219	20,125
Total current assets	<u>27,022,547</u>	<u>22,222,775</u>
Cash and cash equivalents - restricted expendable	4,256,506	965,546
Replacement parts inventories, net of allowance for obsolescence of \$63,086 and \$99,400 in 2015 and 2014, respectively	128,507	110,795
Depreciable property, plant and equipment, net	108,510,380	55,267,915
Nondepreciable property, plant and equipment	<u>16,580,315</u>	<u>16,294,223</u>
Total assets	<u>156,498,255</u>	<u>94,861,254</u>
Deferred outflows of resources from pension	<u>4,451,753</u>	<u>4,062,777</u>
Total assets and deferred outflows of resources	<u>\$ 160,950,008</u>	<u>\$ 98,924,031</u>
 <u>LIABILITIES AND NET POSITION</u> 		
Current liabilities:		
Current portion of long-term bank debt	\$ 1,053,670	\$ 749,228
Accounts payable, trade and others	2,573,194	2,458,963
Security deposits and other payables	347,418	316,038
Accrued payroll and withholdings	552,260	434,178
Current portion of accrued annual leave	1,171,731	1,196,251
Unearned revenue	<u>403,435</u>	<u>307,043</u>
Total current liabilities	<u>6,101,708</u>	<u>5,461,701</u>
Long-term bank debt, net of current portion	17,331,417	13,198,596
Net pension liability	37,618,961	44,444,980
Accrued annual leave, net of current portion	284,899	216,406
Accrued sick leave	<u>1,475,443</u>	<u>1,330,654</u>
Total liabilities	<u>62,812,428</u>	<u>64,652,337</u>
Deferred inflows of resources from pension	<u>4,565,083</u>	<u>2,656,510</u>
Commitments and contingencies		
Net position:		
Net investment in capital assets	104,705,608	57,614,314
Restricted - expendable	4,256,506	965,546
Unrestricted	<u>(15,389,617)</u>	<u>(26,964,676)</u>
Total net position	<u>93,572,497</u>	<u>31,615,184</u>
Total liabilities, deferred inflows of resources and net position	<u>\$ 160,950,008</u>	<u>\$ 98,924,031</u>

See accompanying notes to financial statements.

PORT AUTHORITY OF GUAM
(A Component Unit of the Government of Guam)

Statements of Revenues, Expenses and Changes in Net Position
Years Ended September 30, 2015 and 2014

	2015	2014 As Restated (Note 1)
Operating revenues:		
Cargo throughput charges	\$ 28,463,053	\$ 26,407,993
Equipment and space rental	8,563,093	7,709,429
Crane surcharge	5,845,721	5,669,942
Wharfage charges	4,616,731	4,492,616
Special services	263,111	298,351
Other operating income	918,820	373,985
	48,670,529	44,952,316
Provision for bad debts	(222,461)	(69,929)
	48,448,068	44,882,387
Operating expenses:		
Management and administration	7,145,137	7,924,824
Equipment maintenance	4,902,899	5,395,729
Depreciation	4,817,356	4,836,830
Transportation services	3,980,080	4,395,125
General expenses	3,522,646	3,187,516
Stevedoring services	3,023,547	3,320,098
COLA/supplemental annuities	2,790,239	2,320,421
Insurance	2,184,220	2,223,647
Terminal services	1,809,869	1,917,824
Utilities	1,714,357	2,046,873
Facility maintenance	1,293,735	1,513,435
Total operating expenses	37,184,085	39,082,322
Earnings from operations	11,263,983	5,800,065
Nonoperating (expenses) revenues:		
Other income (expense), net	16,430	162,490
Interest (expense) income, net	(771,017)	(731,915)
Loss from disposal of property, plant and equipment	(125,442)	(3,093,436)
Write-off of property, plant and equipment	-	(1,747,321)
Total nonoperating expenses, net	(880,029)	(5,410,182)
Income before capital contributions	10,383,954	389,883
Contributed capital:		
U.S. Government grants	51,573,359	4,164,994
Increase in net position	61,957,313	4,554,877
Net position at beginning of year	31,615,184	27,060,307
Net position at end of year	\$ 93,572,497	\$ 31,615,184

See accompanying notes to financial statements.

PORT AUTHORITY OF GUAM
(A Component Unit of the Government of Guam)

Statements of Cash Flows
Years Ended September 30, 2015 and 2014

	2015	2014 As Restated (Note 1)
Cash flows from operating activities:		
Cash received from customers	\$ 49,089,964	\$ 44,328,151
Cash payments to suppliers for goods and services	(11,545,521)	(14,827,444)
Cash payments to employees for services and benefits	(25,690,981)	(23,642,979)
Net cash provided by operating activities	11,853,462	5,857,728
Cash flows from investing activity - interest received	92,738	174,117
Cash flows from capital and related financing activities:		
Capital grants received	3,162,822	5,840,764
Proceeds from long-term bank debt	5,229,264	-
Repayment of long-term bank debt	(792,001)	(711,160)
Interest paid	(863,755)	(906,032)
Purchase of property, plant and equipment	(10,244,050)	(6,647,968)
Net cash used in capital and related financing activities	(3,507,720)	(2,424,396)
Cash flows from non-capital related financing activities:		
Other non-capital activities	16,430	162,490
Cash provided by non-capital and related financing activities	16,430	162,490
Net increase in cash and cash equivalents	8,454,910	3,769,939
Cash and cash equivalents at beginning of year	15,063,836	11,293,897
Cash and cash equivalents at end of year	\$ 23,518,746	\$ 15,063,836
Reconciliation of statements of cash flows to the statements of net position:		
Cash and cash equivalents - unrestricted	\$ 19,262,240	\$ 14,098,290
Cash and cash equivalents - restricted expendable	4,256,506	965,546
	\$ 23,518,746	\$ 15,063,836

See accompanying notes to financial statements.

PORT AUTHORITY OF GUAM
(A Component Unit of the Government of Guam)

Statements of Cash Flows, Continued
Years Ended September 30, 2015 and 2014

	2015	2014 As Restated (Note 1)
Reconciliation of earnings from operations to net cash provided by operating activities:		
Earnings from operations	\$ 11,263,983	\$ 5,800,065
Adjustments to reconcile earnings from operations to net cash provided by operating activities:		
Depreciation	4,817,356	4,836,830
Provision for bad debts	222,461	69,929
Pension recovery	(5,306,422)	(1,226,622)
Changes in operating assets and liabilities:		
Accounts receivable, net	323,043	(693,907)
Prepaid expenses	1,906	(8,661)
Replacement parts inventories, net	(17,712)	20,354
Accounts payable, trade and others	114,231	(3,037,344)
Security deposits and other payables	31,380	(204,267)
Accrued payroll and withholdings	118,082	65,132
Accrued annual leave	43,973	52,343
Unearned revenue	96,392	69,742
Accrued sick leave	144,789	114,134
Net cash provided by operating activities	\$ 11,853,462	\$ 5,857,728

Supplemental information of noncash activity:

In 2015, the Authority acquired \$48.2 million of capital assets through federal grants, see note 8.

See accompanying notes to financial statements.

PORT AUTHORITY OF GUAM
(A Component Unit of the Government of Guam)

Notes to Financial Statements
September 30, 2015 and 2014

(1) Organization and Summary of Significant Accounting Policies

The Port Authority of Guam (the Authority) was created by Public Law 13-87 as an autonomous instrumentality of the Government of Guam to own and operate the facilities of the Commercial Port of Guam. All assets and liabilities were transferred from the Commercial Port of Guam to the Authority at book value effective April 20, 1976. The Authority is governed by a five member Board of Directors appointed by the Governor with consent provided by the Legislature. The Authority is a component unit of the Government of Guam.

The Authority's main cargo handling facilities are located on thirty acres of reclaimed land on Cabras Island in Piti, Guam. Title to this land was transferred from the Government of Guam to the Authority in 1979. Eleven acres of adjacent property was assigned to the Authority from the U.S. Navy at an annual rent of \$1 to be used for future container yard expansion.

The Authority controls and/or manages approximately 260 acres of fast and submerged lands inclusive of the thirty acres noted previously. These areas include the Harbor of Refuge, Aqua World Marina, a portion of the Piti Channel, Agat Marina, Gregorio D. Perez Marina, Hotel Wharf, Dog Pier, Family Beach and the Port Authority Beach. The Guam Economic Development Authority (GEDA) has assigned the management of the thirty-two acre Cabras Industrial Park to the Authority.

On July 14, 2009, Public Law 30-52 placed the Authority under the oversight of the Public Utilities Commission of Guam (PUC). On January 30, 2014, PUC approved 5.65% increase in tariff rates with the exception of bunkering/fuel throughput/waste oil rates and crane surcharge, to be effective March 2, 2014. Because of the rate making process, certain differences may arise in the application of accounting principles generally accepted in the United States of America between regulated and non-regulated enterprises. Such differences mainly concern the time at which various items enter into the determination of net earnings in order to follow the principle of matching costs and revenues.

Basis of Accounting

The Authority utilizes the flow of economic resources measurement focus. Its financial statements are prepared in accordance with accounting principles generally accepted in the United States as applied to governmental units using the accrual basis of accounting. The Governmental Accounting Standards Board (GASB) is the accepted standard-setting body for establishing governmental accounting and financial reporting principles.

Operating and Nonoperating Revenues and Expenses

The Authority's revenues are derived primarily from providing various services to major shipping line customers under an approved tariff rate schedule and are reported as operating revenues. Revenue is recognized on the accrual basis and is recorded upon billing when services have been completed. Capital grants, financing or investing related transactions are reported as non-operating revenues. All expenses related to operating the Authority plus the Authority's share of COLA/supplemental annuities to retirees approved by the Guam Legislature, are reported as operating expenses. Capital grants and other capital contributions from governmental agencies are recorded as net position when earned. Operating grants are recorded as revenue when earned.

PORT AUTHORITY OF GUAM
(A Component Unit of the Government of Guam)

Notes to Financial Statements
September 30, 2015 and 2014

(1) Organization and Summary of Significant Accounting Policies, Continued

Net Position

Net position represents the residual interest in the Authority's assets and deferred outflows of resources after liabilities and deferred inflows of resources are deducted and consists of the following three sections:

Net investment in capital assets:

Capital assets, net of accumulated depreciation and outstanding principal balances of debt attributable to the acquisition, construction or improvement of those assets.

Restricted:

Nonexpendable - Net position subject to externally imposed stipulations that require the Authority to maintain them permanently.

Expendable - Net position whose use by the Authority is subject to externally imposed stipulations that can be fulfilled by actions of the Authority pursuant to those stipulations or that expire with the passage of time.

All of the Authority's restricted net position at September 30, 2015 and 2014 is expendable.

Unrestricted:

Net position that is not subject to externally imposed stipulations. Unrestricted net position may be designated for specific purposes by action by management or the Board of Directors or may otherwise be limited by contractual agreements with outside parties.

Cash and Cash Equivalents

For purposes of the statements of net position and of cash flows, cash and cash equivalents is defined as cash on hand and deposits in banks and time certificates of deposit with initial maturities of three months or less. Restricted cash is considered to be cash and cash equivalents but is separately classified in the statement of net position.

Accounts Receivable and Allowance for Doubtful Accounts

Substantially all of the Authority's accounts receivable as of September 30, 2015 and 2014 are due from international steamship lines/agents which are located or operating on Guam.

The Authority performs periodic credit evaluations of its customers, and generally does not require collateral. Receivables are considered past due when payment is not received within 30 days from the date of billing. As of September 30, 2015 and 2014, receivables that are more than thirty days past due totaled \$1,849,680 and \$3,466,990, respectively. The allowance for doubtful accounts is stated at an amount which management believes will be adequate to absorb possible losses on accounts receivable that may become uncollectible based on evaluations of the collectibility of these accounts and prior collection experience. The allowance is established through a provision for bad debts charged to expense. Uncollectible accounts are written-off against the allowance or are charged to expense in the period the Authority deems the accounts to be uncollectible.

PORT AUTHORITY OF GUAM
(A Component Unit of the Government of Guam)

Notes to Financial Statements
September 30, 2015 and 2014

(1) Organization and Summary of Significant Accounting Policies, Continued

Replacement Parts Inventories

Replacement parts inventories consist of spare parts and supplies stated at average cost and are charged to expense as used. Due to the nature and availability of parts necessary for operations, inventory includes items which often are not used within one year. Thus, replacement parts inventories are classified as non-current assets.

Property, Plant and Equipment and Depreciation

Land is recorded at its appraised value on the date of transfer from the Government of Guam. Buildings and structures are stated at cost, which includes interest during the construction period. Equipment is stated at cost. Depreciation is computed using the straight-line method over the estimated useful lives of the assets (5 - 40 years for buildings and equipment). Current policy is to capitalize individual purchases over \$1,000 with useful lives exceeding one year. Normal maintenance and repairs are charged to operating expense as incurred; expenditures for major additions, improvements, infrastructure and replacements are capitalized. The cost of assets retired or otherwise disposed of and the related accumulated depreciation are eliminated from the accounts in the year of disposal with the resulting gain or loss credited or charged to nonoperating revenue or expense, respectively.

Deferred Outflows of Resources

Deferred outflows of resources represents a consumption of net position that applies to a future period and so will not be recognized as an outflow of resources (deduction of net position) until the applicable future period.

Deferred Inflows of Resources

Deferred inflows of resources represents an acquisition of net position that applies to a future period and so will not be recognized as an inflow of resources (additions to net position) until the applicable future period.

Compensated Absences

Compensated absences are recorded as a long-term liability in the statements of net position. Estimated amounts to be paid during the next fiscal year are reported as current liabilities. Vacation pay is convertible to pay upon termination of employment.

In accordance with Public Law No. 27-5 and Public Law No. 28-68, employee vacation rates are credited at either 104, 156 or 208 hours per year, depending upon their length of service as follows:

PORT AUTHORITY OF GUAM
(A Component Unit of the Government of Guam)

Notes to Financial Statements
September 30, 2015 and 2014

(1) Organization and Summary of Significant Accounting Policies, Continued

Compensated Absences, Continued

1. One-half day (4 hours) for each full bi-weekly pay period in the case of employees with less than five (5) years of service;
2. Three-fourths day (6 hours) for each full bi-weekly pay period in the case of employees with more than five (5) years of service but less than fifteen (15) years of service; and
3. One (1) day (8 hours) for each full bi-weekly pay period in the case of employees with more than fifteen (15) years of service.

The statutes further amended the maximum accumulation of such vacation credits from 480 to 320 hours. Public Law No. 27-106 allows employees who have accumulated annual leave in excess of 320 hours as of February 28, 2003, to carry over their excess and to use the excess amount of leave prior to retirement or termination from service or they may credit not more than 100 excess hours to sick leave. However, at retirement, lump sum compensation or retirement credit for annual leave in excess of three hundred twenty (320) hours is not allowed.

Public Law 26-86 allows members of the Defined Contribution Retirement System to receive a lump sum payment of one-half of their accumulated sick leave upon retirement.

Pensions

Pensions are required to be recognized and disclosed using the accrual basis of accounting. The Authority recognizes a net pension liability for the defined benefit pension plan in which it participates, which represents the Authority's proportional share of excess total pension liability over the pension plan assets – actuarially calculated – of a single employer defined benefit plan, measured one year prior to fiscal year-end and rolled forward. Changes in the net pension liability during the period are recorded as pension expense, or as deferred inflows of resources or deferred outflows of resources depending on the nature of the change, in the period incurred. Those changes in net pension liability that are recorded as deferred inflows of resources or deferred outflows of resources that arise from changes in actuarial assumptions or other inputs and differences between expected or actual experience are amortized over the weighted average remaining service life of all participants in the qualified pension plan and recorded as a component of pension expense beginning with the period in which they are incurred. Projected earnings on qualified pension plan investments are recognized as a component of pension expense. Differences between projected and actual investment earnings are reported as deferred inflows of resources or deferred outflows of resources and amortized as a component of pension expense on a closed basis over a five-year period beginning with the period in which the difference occurred.

Risk Management

The Authority has commercial insurance coverage for directors' and officers' liability, comprehensive liability, employee dishonesty and forgery, money and securities loss, and automobile injury and property damage. Worker's compensation is managed through the local Department of Labor under the Government of Guam Special Fund (Special Fund); however, the Authority reimburses the Special Fund for the costs of claims. The Authority also has commercial property insurance coverage for 100% of the total net book value of property, plant and equipment, subject to deductibles. The Authority incurred no casualty losses in excess of insurance coverage during the years ended September 30, 2015, 2014 and 2013.

PORT AUTHORITY OF GUAM
(A Component Unit of the Government of Guam)

Notes to Financial Statements
September 30, 2015 and 2014

(1) Organization and Summary of Significant Accounting Policies, Continued

Estimates

The preparation of financial statements in conformity with accounting principles generally accepted in the United States requires management to make estimates and assumptions that affect the reported amounts of assets and liabilities and disclosures of contingent assets and liabilities at the date of the financial statements and the reported amounts of revenue and expenses during the reporting period. Actual results could differ from those estimates.

Taxes

As an instrumentality of the Government of Guam (GovGuam), the Authority and all property acquired by or for the Authority, and all revenues and income there from are exempt from taxation by GovGuam or by any political subdivision or public corporation thereof and from all taxes imposed under the authority of the Guam Legislature, or with respect to which the Guam Legislature is authorized to grant exemption.

New Accounting Standards

During the year ended September 30, 2015, the Authority implemented the following pronouncements:

- GASB Statement No. 68, *Accounting and Financial Reporting for Pensions* and GASB Statement No. 71, *Pension Transition for Contributions Made Subsequent to the Measurement Date - an amendment of GASB Statement No. 68*, which revise and establish new financial reporting requirements for most governments that provide their employees with pension benefits through plans that are administered through trusts. The implementation of these statements had a material effect on the accompanying financial statements resulting in the restatement of the Authority's fiscal year 2014 financial statements to reflect the reporting of net pension liabilities and deferred inflows of resources and deferred outflows of resources for its qualified pension plan and the recognition of pension expense in accordance with the provisions of GASB Statement No. 68. Net position as of October 1, 2013 was decreased by \$44,265,334 to \$27,060,307 reflecting the cumulative retrospective effect of the adoption of GASB Statement No. 68. Net pension liability of \$44,444,980, and deferred inflows of resources and deferred outflows of resources of \$2,656,510 and \$4,062,777, respectively, were reported at September 30, 2014. The Authority recognized aggregate pension expense of \$2,836,155 for the year ended September 30, 2014 and net position as of September 30, 2014 was decreased by \$43,038,713 to \$31,615,184 as a result of the adoption of GASB Statement No. 68. Refer to Note 4 for more information regarding the Authority's pensions.
- GASB Statement No. 69, *Government Combinations and Disposals of Government Operations*, which improves accounting and financial reporting for state and local governments' combinations and disposals of government operations. Government combinations include mergers, acquisitions, and transfers of operations. A disposal of government operations can occur through a transfer to another government or a sale. The implementation of this statement did not have a material effect on the accompanying financial statements.

PORT AUTHORITY OF GUAM
(A Component Unit of the Government of Guam)

Notes to Financial Statements
September 30, 2015 and 2014

(1) Organization and Summary of Significant Accounting Policies, Continued

New Accounting Standards, Continued

In February 2015, GASB issued Statement No. 72, *Fair Value Measurement and Application*, which addresses accounting and financial reporting issues related to fair value measurements and requires entities to expand their fair value disclosures by determining major categories of debt and equity securities within the fair value hierarchy on the basis of the nature and risk of the investment. The provisions in Statement 72 are effective for fiscal years beginning after June 15, 2015. Management believes that the implementation of this statement only requires additional disclosures to be made about fair value measurements, the level of fair value hierarchy, and valuation techniques and will not have a material effect on the financial statements.

In June 2015, GASB issued Statement No. 73, *Accounting and Financial Reporting for Pensions and Related Assets That Are Not Within the Scope of GASB Statement 68, and Amendments to Certain Provisions of GASB Statements 67 and 68*, which aligns the reporting requirements for pensions and pension plans not covered in GASB Statements 67 and 68 with the reporting requirements in Statement 68. The provisions in Statement No. 73 are effective for fiscal years beginning after June 15, 2015, with the exception of the provisions that address employers and governmental nonemployer contributing entities for pensions that are not within the scope of Statement 68, which are effective for fiscal years beginning after June 15, 2016. Management has not evaluated the impact that the implementation of this statement will have on the Authority's financial statements.

In June 2015, GASB issued Statement No. 74, *Financial Reporting for Postemployment Benefit Plans Other Than Pension Plans*, which replaces Statements No. 43, *Financial Reporting for Postemployment Benefit Plans Other Than Pension Plans*, as amended, and No. 57, *OPEB Measurements by Agent Employers and Agent Multiple-Employer Plans*, and addresses financial reporting requirements for governments whose employees are provided with postemployment benefits other than pensions (other postemployment benefits or OPEB). The provisions in Statement No. 74 are effective for fiscal years beginning after June 15, 2016. Management has not evaluated the impact that the implementation of this statement will have on the Authority's financial statements.

In June 2015, GASB issued Statement No. 75, *Accounting and Financial Reporting for Postemployment Benefits Other Than Pensions*, which replaces the requirements of Statements No. 45, *Accounting and Financial Reporting by Employers for Postemployment Benefits Other Than Pensions*, as amended, and No. 57, *OPEB Measurements by Agent Employers and Agent Multiple-Employer Plans*, and provides guidance on reporting by governments that provide OPEB to their employees and for governments that finance OPEB for employees of other governments. The provisions in Statement No. 75 are effective for fiscal years beginning after June 15, 2017. Management has not evaluated the impact that the implementation of this statement will have on the Authority's financial statements.

In June 2015, GASB issued Statement No. 76, *The Hierarchy of Generally Accepted Accounting Principles for State and Local Governments*, which eliminates two of the four categories of authoritative GAAP that exist under the existing hierarchy prescribed by Statement 55. The two categories that will remain under the new standard are (1) GASB Statements and (2) GASB technical bulletins and implementation guides in addition to AICPA guidance that the GASB clears. The provisions in Statement No. 76 are effective for fiscal years beginning after June 15, 2015. Management does not believe that the implementation of this statement will have a material effect on the financial statements.

PORT AUTHORITY OF GUAM
(A Component Unit of the Government of Guam)

Notes to Financial Statements
September 30, 2015 and 2014

(1) Organization and Summary of Significant Accounting Policies, Continued

New Accounting Standards, Continued

In August 2015, GASB issued Statement No. 77, *Tax Abatement Disclosures*, which requires governments that enter into tax abatement agreements to disclose certain information about the agreements. The provisions in Statement No. 77 are effective for fiscal years beginning after December 15, 2015. Management does not believe that the implementation of this statement will have a material effect on the financial statements.

Reclassifications

Certain items in the 2014 financial statements have been reclassified to correspond with the 2015 financial statement presentation.

(2) Deposits

GASB Statement No. 40 addresses common deposit and investment risks related to credit risk, concentration of credit risk, interest rate risk and foreign currency risk. As an element of interest rate risk, disclosure is required of investments that have fair values that are highly sensitive to changes in interest rates. GASB Statement No. 40 also requires disclosure of formal policies related to deposit and investment risks.

GASB Statement No. 40 requires disclosures for deposits that have exposure to custodial credit risk. Custodial credit risk is the risk that in the event of a bank failure, the Authority's deposits may not be returned to it. Such deposits are not covered by depository insurance and are either uncollateralized, or collateralized with securities held by the pledging financial institution or held by the pledging financial institution but not in the depositor-government's name. The Authority does not have a deposit policy for custodial credit risk.

As of September 30, 2015 and 2014, the carrying amount of the Authority's cash and cash equivalents totaled \$23,518,746 and \$15,063,836, respectively, and the corresponding bank balances were \$23,871,436 and \$15,694,684, respectively, all of which were maintained in financial institutions insured by the Federal Deposit Insurance Corporation (FDIC). As of September 30, 2015 and 2014, bank deposits in the amount of \$500,000 were FDIC insured for both years. The Authority does not require collateralization of its cash deposits; therefore, deposit levels in excess of FDIC insurance coverage are uncollateralized. Accordingly, these deposits are exposed to custodial credit risk. The Authority has not experienced any losses in such accounts and management believes it is not exposed to any significant credit risk on its deposits.

(3) Property, Plant and Equipment

A summary of changes in property, plant and equipment for the years ended September 30, 2015 and 2014 is as follows:

	Beginning Balance <u>October 1, 2014</u>	Transfers and Additions	Transfers and Deletions	Ending Balance <u>September 30, 2015</u>
<u>Depreciable:</u>				
Buildings	\$ 74,082,836	\$ 56,307,316	\$ (21,212)	\$ 130,368,940
Equipment	<u>31,821,479</u>	<u>1,882,058</u>	<u>(801,306)</u>	<u>32,902,231</u>
	105,904,315	58,189,374	(822,518)	163,271,171
Less accumulated depreciation	<u>(50,636,400)</u>	<u>(4,817,356)</u>	<u>692,965</u>	<u>(54,760,791)</u>
	<u>55,267,915</u>	<u>53,372,018</u>	<u>(129,553)</u>	<u>108,510,380</u>

PORT AUTHORITY OF GUAM
(A Component Unit of the Government of Guam)

Notes to Financial Statements
September 30, 2015 and 2014

(3) Property, Plant and Equipment, Continued

	<u>Beginning Balance</u> <u>October 1, 2014</u>	<u>Transfers</u> <u>and Additions</u>	<u>Transfers</u> <u>and Deletions</u>	<u>Ending Balance</u> <u>September 30, 2015</u>
<u>Non-depreciable:</u>				
Land	3,563,000	-	-	3,563,000
Construction work-in-progress	<u>12,731,223</u>	<u>6,471,378</u>	<u>(6,185,286)</u>	<u>13,017,315</u>
	<u>16,294,223</u>	<u>6,471,378</u>	<u>(6,185,286)</u>	<u>16,580,315</u>
Total	<u>\$ 71,562,138</u>	<u>\$ 59,843,396</u>	<u>\$ (6,314,839)</u>	<u>\$ 125,090,695</u>
	<u>Beginning Balance</u> <u>October 1, 2013</u>	<u>Transfers</u> <u>and Additions</u>	<u>Transfers</u> <u>and Deletions</u>	<u>Ending Balance</u> <u>September 30, 2014</u>
<u>Depreciable:</u>				
Buildings	\$ 75,029,314	\$ 6,698,382	\$ (7,644,860)	\$ 74,082,836
Equipment	<u>36,397,247</u>	<u>1,329,700</u>	<u>(5,905,468)</u>	<u>31,821,479</u>
	111,426,561	8,028,082	(13,550,328)	105,904,315
Less accumulated depreciation	<u>(56,256,462)</u>	<u>(4,836,830)</u>	<u>10,456,892</u>	<u>(50,636,400)</u>
	<u>55,170,099</u>	<u>3,191,252</u>	<u>(3,093,436)</u>	<u>55,267,915</u>
<u>Non-depreciable:</u>				
Land	3,563,000	-	-	3,563,000
Construction work-in-progress	<u>15,858,658</u>	<u>6,415,009</u>	<u>(9,542,444)</u>	<u>12,731,223</u>
	<u>19,421,658</u>	<u>6,415,009</u>	<u>(9,542,444)</u>	<u>16,294,223</u>
Total	<u>\$ 74,591,757</u>	<u>\$ 9,606,261</u>	<u>\$(12,635,880)</u>	<u>\$ 71,562,138</u>

(4) Employees' Retirement Plan

Defined Benefit Plan

A. General Information About the Pension Plan:

Plan Description: The Authority participates in the Government of Guam (GovGuam) Defined Benefit (DB) Plan, a single-employer defined benefit pension plan administered by the GovGuam Retirement Fund (GGRF). The DB Plan provides retirement, disability, and survivor benefits to plan members who enrolled in the plan prior to October 1, 1995. Article 1 of 4 GCA 8, Section 8105, requires that all employees of GovGuam, regardless of age or length of service, become members of the DB Plan prior to the operative date. Employees of a public corporation of GovGuam, which includes the Authority, have the option of becoming members of the DB Plan prior to the operative date. All employees of GovGuam, including employees of GovGuam public corporations, whose employment commences on or after October 1, 1995, are required to participate in the Defined Contribution Retirement System (DCRS). Hence, the DB Plan became a closed group.

A single actuarial calculation is performed annually covering all plan members and the same contribution rate applies to each employer. GGRF issues a publicly available financial report that includes financial statements and required supplementary information for the DB Plan. That report may be obtained by writing to the Government of Guam Retirement Fund, 424 A Route 8, Maite, Guam 96910, or by visiting GGRF's website – www.ggrf.com.

Plan Membership: As of September 30, 2014, the most recent measurement date, plan membership consisted of the following:

PORT AUTHORITY OF GUAM
(A Component Unit of the Government of Guam)

Notes to Financial Statements
September 30, 2015 and 2014

(4) Employees' Retirement Plan, Continued

Defined Benefit Plan, Continued

A. General Information About the Pension Plan, Continued:

Retirees and beneficiaries currently receiving benefits	7,226
Terminated employees entitled to benefits but not yet receiving them	4,941
Current members	<u>2,692</u>
	<u>14,859</u>

Benefits Provided: The DB Plan provides pension benefits to retired employees generally based on age and/or years of credited service and an average of the three highest annual salaries received by a member during years of credited service, or \$6,000, whichever is greater. Cost-of-living adjustments and other supplemental annuity benefits are provided to members and beneficiaries at the discretion of the Guam Legislature, but are provided outside of the Plan.

Members who joined the DB Plan prior to October 1, 1981 may retire with 10 years of service at age 60 (age 55 for uniformed personnel); or with 20 to 24 years of service regardless of age with a reduced benefit if the member is under age 60; or upon completion of 25 years of service at any age.

Members who joined the DB Plan on or after October 1, 1981 and prior to August 22, 1984 may retire with 15 years of service at age 60 (age 55 for uniformed personnel); or with 25 to 29 years of service regardless of age with a reduced benefit if the member is under age 60; or upon completion of 30 years of service at any age.

Members who joined the DB Plan after August 22, 1984 and prior to October 1, 1995 may retire with 15 years of service at age 65 (age 60 for uniformed personnel); or with 25 to 29 years of service regardless of age with a reduced benefit if the member is under age 65; or upon completion of 30 years of service at any age.

Upon termination of employment before attaining at least 25 years of total service, a member is entitled to receive a refund of total contributions including interest. A member who terminates after completing at least 5 years of service has the option of leaving contributions in the GGRF and receiving a service retirement benefit upon attainment of the age of 60 years. In the event of disability during employment, members under the age of 65 with six or more years of credited service who are not entitled to receive disability payments from the United States Government are eligible to receive sixty six and two-thirds of the average of their three highest annual salaries received during years of credited service. The DB Plan also provides death benefits.

Contributions and Funding Policy: Contribution requirements of participating employers and active members are determined in accordance with Guam law. Employer contributions are actuarially determined under the One-Year Lag Methodology. Under this methodology, the actuarial valuation date is used for calculating the employer contributions for the second following fiscal year. For example the September 30, 2013 actuarial valuation was used for determining the year ended September 30, 2015 statutory contributions. Member contributions are required at 9.55% of base pay (9.5% in 2014).

PORT AUTHORITY OF GUAM
(A Component Unit of the Government of Guam)

Notes to Financial Statements
September 30, 2015 and 2014

(4) Employees' Retirement Plan, Continued

Defined Benefit Plan, Continued

A. General Information About the Pension Plan, Continued:

As a result of actuarial valuations performed as of September 30, 2013, 2012, and 2011, contribution rates required to fully fund the Retirement Fund liability, as required by Guam law, for the years ended September 30, 2015, 2014 and 2013, respectively, have been determined as follows:

	<u>2015</u>	<u>2014</u>	<u>2013</u>
Normal costs (% of DB Plan payroll)	15.92%	16.61%	17.52%
Employee contributions (DB Plan employees)	<u>9.55%</u>	<u>9.50%</u>	<u>9.50%</u>
Employer portion of normal costs (% of DB Plan payroll)	<u>6.37%</u>	<u>7.11%</u>	<u>8.02%</u>
Employer portion of normal costs (% of total payroll)	2.05%	2.39%	3.00%
Unfunded liability cost (% of total payroll)	<u>24.09%</u>	<u>24.01%</u>	<u>24.33%</u>
Government contribution as a % of total payroll	<u>26.14%</u>	<u>26.40%</u>	<u>27.33%</u>
Statutory contribution rates as a % of DB Plan payroll:			
Employer	<u>29.85%</u>	<u>30.03%</u>	<u>30.09%</u>
Employee	<u>9.55%</u>	<u>9.50%</u>	<u>9.50%</u>

The Authority's contribution to the DB Plan for the years ended September 30, 2015, 2014 and 2013 totaled \$1,484,519, \$1,523,378, and \$1,656,285, respectively, which are equal to the required contributions for those years.

Actuarial Assumptions: Actuarially determined contribution rates are calculated as of September 30, two years prior to the end of the fiscal year in which contributions are reported. The methods and assumptions used to determine contribution rates are as follows:

Valuation Date:	September 30, 2013
Actuarial Cost Method:	Entry age normal
Amortization Method:	Level percentage of payroll, closed
Remaining Amortization Period:	16.58 years
Asset Valuation Method:	3-year smoothed market value
Inflation:	2.75%
Total payroll growth:	3.00% per year
Salary Increases:	4.50% to 7.50%
Expected Rate of Return:	7.00%
Discount Rate:	7.00%

PORT AUTHORITY OF GUAM
(A Component Unit of the Government of Guam)

Notes to Financial Statements
September 30, 2015 and 2014

(4) Employees' Retirement Plan, Continued

Defined Benefit Plan, Continued

A. General Information About the Pension Plan, Continued:

Retirement age:	40% are assumed to retire upon first eligibility for unreduced retirement. Thereafter, the probabilities of retirement are 15% until age 65, 20% from 65-69, and 100% at age 70.
Mortality:	RP-2000 healthy mortality table set forward by 4 years for males and 1 year for females. Mortality for disabled lives is the RP 2000 disability mortality table with no set forwards.
Other information:	Actuarial assumptions are based upon periodic experience studies. The last experience study reviewed experience from 2007-2011, and was first reflected in the actuarial valuation as of September 30, 2012.

Discount Rate: The total pension liability is calculated using a discount rate of 7.0% that is a blend of the expected investment rate of return and a high quality bond index rate. There was no change in the discount rate since the previous year. The expected investment rate of return applies for as long as the plan assets (including future contributions) are projected to be sufficient to make the projected benefit payments. If plan assets are projected to be depleted at some point in the future, the rate of return of a high quality bond index is used for the period after the depletion date.

Discount Rate Sensitivity Analysis: The following schedule shows the impact of the Net Pension Liability if the discount rate used was 1% less than and 1% greater than the discount rate that was used (7%) in measuring the 2014 Net Pension Liability.

	1% Decrease in Discount Rate <u>6.0%</u>	Current Discount Rate <u>7.0%</u>	1% Increase in Discount Rate <u>8.0%</u>
Net Pension Liability	\$ <u>48,214,865</u>	\$ <u>37,618,961</u>	\$ <u>29,617,660</u>

B. Pension Liabilities, Pension Expense, and Deferred Outflows of Resources and Deferred Inflows of Resources Related to Pensions

Pension Liability: At September 30, 2015 and 2014, the Authority reported a liability of \$37,618,961 and \$44,444,980, respectively, for its proportionate share of the net pension liability. The Authority's proportion of the net pension liability was based on projection of the Authority's long-term share of contributions to the pension plan relative to the projected contributions of GovGuam and GovGuam's component units, actuarially determined. At September 30, 2015 and 2014, the Authority's proportion of the GovGuam overall liability was 3.02% and 3.41%, respectively.

PORT AUTHORITY OF GUAM
(A Component Unit of the Government of Guam)

Notes to Financial Statements
September 30, 2015 and 2014

(4) Employees' Retirement Plan, Continued

Defined Benefit Plan, Continued

B. Pension Liabilities, Pension Expense, and Deferred Outflows of Resources and Deferred Inflows of Resources Related to Pensions, Continued

Pension Expense: For the years ended September 30, 2015 and 2014, the Authority recognized pension (recovery) expense of (\$843,435) and \$2,836,155, respectively.

Deferred Outflows and Inflows of Resources: At September 30, 2015 and 2014, the Authority reported total deferred outflows of resources and deferred inflows of resources related to pensions from the following sources:

	2015		2014	
	Deferred Outflows of Resources	Deferred Inflows of Resources	Deferred Outflows of Resources	Deferred Inflows of Resources
Difference between expected and actual experience	\$ 279,095	\$ -	\$ -	\$ -
Net difference between projected and actual earnings on pension plan investments	-	2,863,229	-	2,656,510
Contributions subsequent to the measurement date	4,172,658	-	4,062,777	-
Changes in proportion and difference between Authority contributions and proportionate share of contributions	-	1,701,854	-	-
	<u>\$ 4,451,753</u>	<u>\$ 4,565,083</u>	<u>\$ 4,062,777</u>	<u>\$ 2,656,510</u>

Deferred outflows resulting from contributions subsequent to measurement date will be recognized as a reduction of the net pension liability in the following year. Other amounts reported as deferred outflows of resources and deferred inflows of resources related to pensions at September 30, 2015 will be recognized in pension expense as follows:

<u>Year Ending</u> <u>September 30,</u>	
2016	\$ 2,285,530
2017	\$ 862,767
2018	\$ 862,767
2019	\$ 274,924

Defined Contribution Retirement System (DCRS)

Contributions into the DCRS plan by members are based on an automatic deduction of 5% of the member's regular base pay. The contribution is periodically deposited into an individual investment account within the DCRS. Employees are afforded the opportunity to select from different investment accounts available under the DCRS.

Statutory employer contributions for the DCRS plan for the years ended September 30, 2015 and 2014, are determined using the same rates as the DB Plan. Of the amount contributed by the employer, only 5% of the member's regular pay is deposited into the member's individual investment account. The remaining amount is contributed towards the unfunded liability of the defined benefit plan.

PORT AUTHORITY OF GUAM
(A Component Unit of the Government of Guam)

Notes to Financial Statements
September 30, 2015 and 2014

(4) Employees' Retirement Plan, Continued

Defined Contribution Retirement System (DCRS), Continued

Members of the DCRS plan are always 100% vested in their own contributions, plus earnings thereon. Upon completion of five years of governmental service, as defined, DCRS members are 100% vested in employer contributions plus any earnings thereon.

The Authority's contributions for the DCRS plan payroll for the years ended September 30, 2015, 2014 and 2013 were \$3,250,299, \$3,071,597 and \$3,088,129, respectively, which were equal to the required contributions for the respective years then ended. Of these amounts, \$2,688,140, \$2,539,399 and \$2,558,284 were contributed toward the unfunded liability of the DB Plan for the years ended September 30, 2015, 2014 and 2013, respectively.

Public Law 26-86 allows members of the DCRS plan to receive a lump sum payment of one-half of their accumulated sick leave upon retirement. The Authority has accrued an estimated liability of \$1,475,443, \$1,330,654 and \$1,216,520 at September 30, 2015, 2014 and 2013, respectively, for potential future sick leave payments as a result of this law. However, this amount is an estimate and the actual payout may be materially different than estimated.

Other Post-Employment Benefits

GovGuam, through its substantive commitment to provide other post-employment benefits (OPEB), maintains a cost-sharing multiple employer defined benefit plan to provide certain post-retirement healthcare benefits to retirees who are members of the GGRF. Under the Plan, known as the GovGuam Group Health Insurance Program, GovGuam provides medical, dental, and life insurance coverage. The retiree medical and dental plans are fully-insured products provided through insurance companies. GovGuam shares in the cost of these plans, with GovGuam's contribution amount set each year at renewal. Current statutes prohibit active and retired employees from contributing different amounts for the same coverage. As such, GovGuam contributes substantially more to the cost of retiree healthcare than to active healthcare. For the life insurance plan, GovGuam provides retirees with \$10,000 of life insurance coverage through an insurance company. Retirees do not share in the cost of this coverage. Because the Plan consists solely of GovGuam's firm commitment to provide OPEB through the payment of premiums to insurance companies on behalf of its eligible retirees, no stand-alone financial report is either available or generated.

For the years ended September 30, 2015, 2014 and 2013, the Authority reimbursed GovGuam for certain supplemental benefits for retirees, including contributions for the abovementioned Plan, as follows:

	<u>2015</u>	<u>2014</u>	<u>2013</u>
Medical and dental	\$ 1,624,706	\$ 1,198,985	\$ 1,216,975
Supplemental benefits	1,108,560	1,073,756	889,614
Life insurance	<u>56,973</u>	<u>47,680</u>	<u>49,447</u>
	<u>\$ 2,790,239</u>	<u>\$ 2,320,421</u>	<u>\$ 2,156,036</u>

PORT AUTHORITY OF GUAM
(A Component Unit of the Government of Guam)

Notes to Financial Statements
September 30, 2015 and 2014

(5) Long-Term Liabilities

Summary

Long-term liabilities of the Authority consist of annual leave and sick leave payable to its employees, net pension liability and long-term bank debt. Changes in long-term liabilities for the years ended September 30, 2015 and 2014 are as follows:

	Outstanding at September 30, <u>2014</u>	<u>Increases</u>	<u>Decreases</u>	Outstanding at September 30, <u>2015</u>	<u>Current</u>	<u>Noncurrent</u>
Accrued annual leave	\$ 1,412,657	\$ 1,192,248	\$ 1,148,275	\$ 1,456,630	\$ 1,171,731	\$ 284,899
Accrued sick leave	1,330,654	144,789	-	1,475,443	-	1,475,443
Long-term bank debt	13,947,824	5,229,264	792,001	18,385,087	1,053,670	17,331,417
Net pension liability	<u>44,444,980</u>	<u>-</u>	<u>6,826,019</u>	<u>37,618,961</u>	<u>-</u>	<u>37,618,961</u>
	<u>\$ 61,136,115</u>	<u>\$ 6,566,301</u>	<u>\$ 8,766,295</u>	<u>\$ 58,936,121</u>	<u>\$ 2,225,401</u>	<u>\$ 56,710,720</u>

	Outstanding at September 30, <u>2013</u>	<u>Increases</u>	<u>Decreases</u>	Outstanding at September 30, <u>2014</u>	<u>Current</u>	<u>Noncurrent</u>
Accrued annual leave	\$ 1,360,314	\$ 1,179,182	\$ 1,126,839	\$ 1,412,657	\$ 1,196,251	\$ 216,406
Accrued sick leave	1,216,520	114,134	-	1,330,654	-	1,330,654
Long-term bank debt	14,658,984	-	711,160	13,947,824	749,228	13,198,596
Net pension liability	<u>44,265,334</u>	<u>179,646</u>	<u>-</u>	<u>44,444,980</u>	<u>-</u>	<u>44,444,980</u>
	<u>\$ 61,501,152</u>	<u>\$ 1,472,962</u>	<u>\$ 1,837,999</u>	<u>\$ 61,136,115</u>	<u>\$ 1,945,479</u>	<u>\$ 59,190,636</u>

Long-term Bank Debt

Long-term debt consists of the following at September 30, 2015 and 2014:

	<u>2015</u>	<u>2014</u>
<ul style="list-style-type: none"> \$3,500,000 loan obtained from ANZ Guam, Inc. (ANZ) on October 22, 2010, representing a portion of the \$4,500,000 United States Department of Agriculture (USDA) Guaranteed Term Loan. The term loan bears interest at 3% above the Federal Home Loan Bank of Seattle's 15-year amortizing fixed advanced rate at the time of funding (6.18% at September 30, 2015 and 2014) and is payable in monthly installments of \$30,049 in principal and interest over fifteen years. Proceeds of the loan were used to reimburse the Authority for the acquisition of four top lifters and ten terminal yard contractors which are also pledged as collateral for the loan. 	\$ 2,673,302	\$ 2,860,900

PORT AUTHORITY OF GUAM
(A Component Unit of the Government of Guam)

Notes to Financial Statements
September 30, 2015 and 2014

(5) Long-Term Liabilities, Continued

Long-term Bank Debt, Continued

	<u>2015</u>	<u>2014</u>
<ul style="list-style-type: none"> • \$12,000,000 loan obtained from ANZ on December 20, 2012, guaranteed by USDA. The term loan bears interest at 3.42% above the Federal Home Loan Bank of Seattle's 15-year amortizing rate at the time of funding (5.94% at September 30, 2015 and 2014) and is payable in monthly installments of \$101,427 in principal and interest over fifteen years. Proceeds of the loan were used to finance the acquisition of the used cranes identified as Port of Los Angeles Cranes and Gantry Cranes (collectively the "cranes") which are also pledged as collateral for the loan. 	10,524,501	11,086,924
<ul style="list-style-type: none"> • Two loans not to exceed a total of \$10,000,000 obtained from Bank of Guam on April 3, 2014. One loan (SLE Loan) was used for the purpose of funding the cost of service life extension repairs to berths or wharves. The other loan (Purchase Loan) was used for funding the cost of software acquisition for the purpose of upgrading the financial management system. Each loan bears interest at 2.55% above the Federal Home Loan Bank of Seattle Long Term 5-year amortizing fixed rate in effect from time to time or 3.75% whichever is greater. The interest rate shall be adjusted on the fifth anniversary. At September 30, 2015, the SLE and Purchase Loans bear interest at 4.14% and 3.94%, respectively. Each loan is payable in ten years from drawdown dates with only interest is due for the first two years. The SLE and Purchase Loans mature on October 1, 2024 and May 1, 2025, respectively. The SLE Loan is secured by the facility maintenance fee revenues which are deposited in a special fund with a balance of \$2,368,236 as of September 30, 2015. Both SLE and Purchase Loans are secured by the cargo throughput and wharfage revenues maintained within the general fund of the Authority. The Authority is also required to maintain a reserve account at the sum of principal and interest due and the aggregate amount of payments to become due in the next 90 days. The balance in the reserve account at September 30, 2015 is \$319,660. The Authority did not draw funds against the loan as of September 30, 2014. The outstanding principal balances of the SLE and Purchase Loans as of September 30, 2015 are \$2,391,861 and \$837,403, respectively. 	3,229,264	-

PORT AUTHORITY OF GUAM
(A Component Unit of the Government of Guam)

Notes to Financial Statements
September 30, 2015 and 2014

(5) Long-Term Liabilities, Continued

Long-term Bank Debt, Continued

	<u>2015</u>	<u>2014</u>
<ul style="list-style-type: none"> • \$2,000,000 loan obtained from USDA on July 15, 2015. The loan bears interest at 3.625% and is payable in monthly installments of \$27,000 in principal and interest over seven years. Proceeds of the loan will be used to fund the acquisition of cargo handling equipment. Loan proceeds are unspent as of September 30, 2015. 	<u>1,958,020</u>	<u>-</u>
	18,385,087	13,947,824
Less current portion	<u>1,053,670</u>	<u>749,228</u>
	\$ <u>17,331,417</u>	\$ <u>13,198,596</u>

As of September 30, 2015, future maturities of long-term bank debt are as follows:

<u>Year Ending September 30,</u>	<u>Principal</u>	<u>Interest</u>	<u>Total Debt Service</u>
2016	\$ 1,053,670	\$ 969,280	\$ 2,022,950
2017	1,380,512	914,600	2,295,112
2018	1,537,378	838,269	2,375,647
2019	1,618,933	756,714	2,375,647
2020	1,703,426	672,221	2,375,647
2021 through 2025	8,272,440	1,946,639	10,219,079
2026 through 2029	<u>2,818,728</u>	<u>190,940</u>	<u>3,009,668</u>
	\$ <u>18,385,087</u>	\$ <u>6,288,663</u>	\$ <u>24,673,750</u>

Revenues totaling \$33,079,784 for the year ended September 30, 2015 have been pledged as security for the SLE and Purchase Loans.

(6) Major Customers

The Authority has three major shipping agency customers that collectively accounted for 77.18% and 77.42% of total operating revenues for the years ended September 30, 2015 and 2014, respectively. The Authority has a high concentration of credit risk due to the limited number of entities comprising its customer base.

PORT AUTHORITY OF GUAM
(A Component Unit of the Government of Guam)

Notes to Financial Statements
September 30, 2015 and 2014

(7) Rental Operations

The Authority, in cooperation with the GEDA, leases space to tenants under noncancelable operating leases, with options to renew, providing for future minimum rentals. The minimum future rental on noncancelable operating leases for the five succeeding fiscal years and thereafter, are as follows:

<u>Year Ending September 30,</u>	<u>Amount</u>
2016	\$ 1,122,057
2017	1,122,057
2018	1,122,057
2019	1,122,057
2020	921,339
Thereafter	<u>2,259,550</u>
	\$ <u>7,669,117</u>

The Authority also leases equipment and space to tenants on a month-to-month basis.

Total equipment and lease space revenue from tenants for all rentals totaled \$8,563,093 and \$7,709,429 for the years ended September 30, 2015 and 2014, respectively.

(8) Commitments and Contingencies

Port Modernization Plan

The Port Modernization Plan (the Plan) spans a 30-year planning horizon with an estimated project cost of \$260 million and was conditionally approved in 2008 through Public Law 29-125. The Plan consists of Phases I-A and I-B with a focus on critical maintenance and repair of waterfront activities and Phase II with a focus on expansion needed to address long-term cargo growth demands of Guam and neighboring islands over the next twenty years. In 2009, the Guam Legislature approved Phases I-A and I-B of the Plan through Public Law 30-57.

In June 2008, through a Memorandum of Understanding (MOU), the Authority partnered with the Maritime Administration (MARAD) for the "Port of Guam Improvement Enterprise Program" (the Program). MARAD was designated as the lead federal agency assisting the Authority in securing funding sources to modernize its facilities and operations. Under the Program, MARAD is to provide federal oversight and coordination of projects, act as a central procurement organization, leverage federal, non-federal and private funding sources, and streamline the environmental review and permitting process. The partnership with MARAD was formalized through U.S. Public Law 110-417, *National Defense Authorization Act for 2010*. U.S. Public Law 110-417 also established the "Port of Guam Improvement Enterprise Fund" (the Fund), a separate account in the Treasury of the United States that will be used to receive funding from federal and non-federal sources to carry out the Program.

PORT AUTHORITY OF GUAM
(A Component Unit of the Government of Guam)

Notes to Financial Statements
September 30, 2015 and 2014

(8) Commitments and Contingencies, Continued

Port Modernization Plan, Continued

The Authority commenced with the Phase I-A of the Plan in 2010 and is to be funded by the following:

Appropriation from the U.S. Department of Defense (USDOD)	\$ 50,000,000
Appropriations from the USDA:	
Direct loans	25,000,000
Community Facilities Guaranteed Loan with ANZ	25,000,000
Guaranteed term loan with ANZ	<u>4,500,000</u>
	\$ <u>104,500,000</u>

The appropriation from the U.S. Department of Defense (USDOD) is sourced from the 2010 U.S. Supplemental Appropriations Act that was signed into law in August 2010. The appropriation was transferred to the Fund on September 22, 2010 and is administered and disbursed by MARAD based on the terms of the MOU; with the approval and authorization of the Authority. The Authority intends to first utilize this appropriation before drawing down on the \$25,000,000 USDA appropriations.

The appropriations from USDA were awarded on October 22, 2010. On the same date, the Authority received \$3,500,000 of the guaranteed term loan with ANZ (see note 5). The remaining \$1,000,000 guaranteed term loan is unused as of September 30, 2015. The Authority anticipates that it will not utilize the unused portion of the loan.

In 2011, due to changes in certain factors relating to the military buildup and cargo forecast, the Authority will not be able to proceed with the \$25,000,000 direct loan.

In 2012, the Authority utilized \$12,000,000 of the Community Facilities Guaranteed loan with ANZ for acquisition of the cranes (see note 5).

In November 2013, the Plan was updated to provide a comprehensive view of the Authority's current condition, identify elements of continuous improvement and sustainability, and scale down the components of Phase I-A of the Plan. Changes to the Plan were signed into law through Public Law 32-155 on May 21, 2014.

In 2015, the Authority utilized \$2,000,000 of the Community Facilities Guaranteed loan with ANZ for acquisition of the cargo handling equipment. Remaining loan proceeds are unspent as of September 30, 2015 (see note 5).

The Authority segregated the construction funded by the \$50,000,000 USDOD appropriation into three phases. As of September 30, 2015, all three phases have been completed and capitalized with a total cost of \$54,000,000; \$48,200,000 of which came from the USDOD appropriation and \$5,800,000 relates to consultants' charges. A dashboard project expenditure summary was provided to the Authority by MARAD and was used as the basis of recording \$48,200,000 of capital assets. The Authority expects to receive the close-out documents from MARAD and changes in such expenditure details, if any, will be accounted for prospectively in the financial statements.

PORT AUTHORITY OF GUAM
(A Component Unit of the Government of Guam)

Notes to Financial Statements
September 30, 2015 and 2014

(8) Commitments and Contingencies, Continued

Government of Guam General Fund

In March 2011, the Authority received a \$12,250,000 invoice from the Government of Guam's Department of Administration (DOA) representing an annual assessment of \$875,000 for each of the fiscal years 1998 to 2011 pursuant to 5 GCA Chapter 22 Section 22421, *Transfer of Autonomous Agency Revenues To Autonomous Agency Collections Fund*. In May 2011, the Authority requested DOA further review the assessment as the Authority believes that it does not owe the entire \$12,250,000 based on previous transfers in 1994 and 1997 of \$500,000 and \$3,500,000 to the General fund and to the Government of Guam Autonomous Agency Infrastructure Collection Fund (AAICF), respectively. The Authority also asserts that it funds certain government services provided by the Guam Customs and Quarantine Agency, the Guam Environmental Protection Agency, the Guam Police Department and the Guam Fire Department through ongoing operations at the Port; contributes to GEDA and Port's Base Realignment and Closure Commission; and, will fund the Tri-Star Pipeline and water line projects in the future. Further, the Authority understands that it is only required to transfer amounts to the AAICF when there is an operating surplus.

In September 2011, the Authority accrued \$700,000 representing its liability towards the AAICF funding based on its interpretation of the law. The amount is included in accounts payable, trade and others in the accompanying statement of net position as of September 30, 2014. In 2015, the accrual was reversed and recognized as other operating income.

Lawsuit and Claims

The Authority is a defendant in various lawsuits and proceedings arising in the normal course of business. While the outcome of these lawsuits and proceedings cannot be predicted with certainty and could adversely affect the Authority's financial statements, it is the opinion of management, after consulting with its legal counsel, that the ultimate disposition of such suits and proceedings will not have a material adverse effect on the Authority's financial statements, and therefore no provision has been recorded for these claims in the 2015 and 2014 financial statements.

Merit System

In 1991, Public Law 21-59 was enacted to establish a bonus system for employees of the Government of Guam, autonomous and semi-autonomous agencies, public corporations and other public instrumentalities of the Government of Guam who earn a superior performances grade. The bonus is calculated at 3.5% of the employee's base salary beginning in 1991. The remaining estimated accrued merit bonus as of September 30, 2015 and 2014 is \$54,000.

Gantry 3 Crane

Management has assessed that the usage versus the cost associated to maintain the Gantry 3 crane exceeds its actual hours of operation and performance activity. Management has hired a third party consultant to assess the structural stability of the crane to determine whether the asset will be surveyed. No adjustment to the estimated useful life of the asset has been made pending outcome of the assessment. Gantry 3 has a net book value of \$2,700,000 at September 30, 2015.

PORT AUTHORITY OF GUAM
(A Component Unit of the Government of Guam)

Notes to Financial Statements
September 30, 2015 and 2014

(8) Commitments and Contingencies, Continued

Contract Commitments

As of September 30, 2015, the Authority has various on-going construction contracts with a total contract price of \$10 million, of which \$5 million has been recorded as construction work-in-progress.

Program Management Contract

In June 2014, the Authority entered into performance management contract for management of the cranes for a period of two years which may be renewed annually for an additional one year period, but not to exceed five years, at the sole discretion of the Authority. A fixed weekly fee is \$19,615 in addition to time and materials fees charged by the contractor.

(9) Crane Surcharge

Pursuant to a PUC rate order, the Authority charges a crane surcharge of \$125 for each loaded import and export container and first carriers fully loaded transshipment containers handled at the Port. In addition, the rate order required the Authority to assess a \$5 per ton surcharge on break bulk cargo, capped at \$105 per item.

The rate order also required the Authority to deposit 9.5% of surcharge revenues into a crane replacement sinking fund, which is restricted for the future acquisition of cranes, loan payments on crane debt service or extraordinary corrective maintenance events. The balance in the reserve account at September 30, 2015 and 2014 is \$1,568,610 and \$965,546, respectively.

The Authority recorded \$5,845,721 and \$5,669,942 of crane surcharge revenue for the years ended September 30, 2015 and 2014, respectively.

(10) Restricted Net Position

At September 30, 2015 and 2014, net position is restricted for the following purposes:

	<u>2015</u>	<u>2014</u>
Future crane acquisition, crane debt service or extraordinary crane maintenance	\$ 1,568,610	\$ 965,546
Debt service	319,660	-
Security for the SLE loan	<u>2,368,236</u>	<u>-</u>
	<u>\$ 4,256,506</u>	<u>\$ 965,546</u>

OTHER FINANCIAL INFORMATION

PORT AUTHORITY OF GUAM
(A Component Unit of the Government of Guam)

Schedule of Funding Progress and Actuarial Accrued Liability - Post
Employment Benefits Other than Pension (Unaudited)

The Schedule of Funding Progress presents GASB 45 results of Other Post Employment Benefits (OPEB) valuations as of fiscal year ends September 30, 2011, 2009, and 2007 for the Port Authority of Guam's share of the Government of Guam Post Employment Benefits other than Pensions. The schedule provides an information trend about whether the actuarial values of Plan assets are increasing or decreasing over time relative to the actuarial accrued liabilities for benefits.

Actuarial Valuation Date	Actuarial Value of Assets	Actuarial Accrued Liability (AAL)	Unfunded AAL (UAAL)	Funded Ratio	Covered Payroll	UAAL as a % of Covered Payroll
October 1, 2007	\$ -	\$ 13,651,000	\$ 13,651,000	0.0%	\$ 10,981,000	124.3%
October 1, 2009	\$ -	\$ 32,847,000 *	\$ 32,847,000 *	0.0%	\$ 12,236,000	268.4%
October 1, 2011	\$ -	\$ 37,028,000	\$ 37,028,000	0.0%	\$ 13,878,000	266.8%

* No formal valuation was performed. The liabilities as of October 1, 2009 represent discounted October 1, 2011 liabilities.

The actuarial accrued liability presented above is for the Authority's active employees only. It does not include the actuarial accrued liability for the Authority's retirees, which was not separately presented in the OPEB valuation.

See Accompanying Independent Auditors' Report.

PORT AUTHORITY OF GUAM
(A Component Unit of the Government of Guam)

Required Supplemental Information (Unaudited)
Schedule of Proportional Share of the Net Pension Liability
Last 10 Fiscal Years*

	2015	2014
Total Government of Guam net pension liability	\$ 1,246,306,754	\$ 1,303,304,636
Port Authority of Guam's (PAG's) proportionate share of the net pension liability	\$ 37,618,961	\$ 44,444,980
PAG's proportion of the net pension liability	3.02%	3.41%
PAG's covered-employee payroll**	\$ 15,246,135	\$ 15,719,810
PAG's proportionate share of the net pension liability as percentage of its covered employee payroll	246.74%	282.73%
Plan fiduciary net position as a percentage of the total pension liability	56.60%	53.94%

* This data is presented for those years for which information is available.

** Covered-employee payroll data from the actuarial valuation date with one-year lag.

See Accompanying Independent Auditors' Report.

PORT AUTHORITY OF GUAM
(A Component Unit of the Government of Guam)

Required Supplemental Information (Unaudited)
Schedule of Pension Contributions
Last 10 Fiscal Years*

	2015	2014
Actuarially determined contribution	\$ 4,071,265	\$ 4,218,951
Contribution in relation to the actuarially determined contribution	4,172,659	4,062,777
Contribution (excess) deficiency	\$ (101,394)	\$ 156,174
PAG's covered-employee payroll **	\$ 15,246,135	\$ 15,719,810
Contribution as a percentage of covered-employee payroll	27.37%	25.84%

* This data is presented for those years for which information is available.

** Covered-employee payroll data from the actuarial valuation date with one-year lag.

See Accompanying Independent Auditors' Report.

PORT AUTHORITY OF GUAM
(A Component Unit of the Government of Guam)

Details of Operating Expenses
Years Ended September 30, 2015 and 2014

	2015	2014 As Restated
Management and administration:		
Management:		
Salaries and wages - regular	\$ 414,527	\$ 401,191
Annual leave	39,917	33,830
Benefits - Government contribution	22,709	21,796
Fringe benefits	11,422	14,521
Office supplies	1,680	1,353
Salaries and wages - other	439	-
Salaries and wages - overtime	90	759
Furnishings and equipment	-	1,124
Miscellaneous	27,288	27,123
Pension (recovery) cost	(29,351)	83,919
	488,721	585,616
Administration:		
Salaries and wages - regular	4,781,432	4,764,518
Annual leave	409,791	422,380
Salaries and wages - overtime	407,426	145,996
Benefits - Government contribution	303,809	295,209
Fringe benefits	302,296	299,026
Repairs and maintenance	160,629	149,844
Salaries and wages - other	99,049	56,924
Operational supplies	55,796	51,478
Furnishings and equipment	51,642	66,998
Office supplies	30,263	31,054
Miscellaneous	243,810	149,007
Pension (recovery) cost	(189,527)	906,774
	6,656,416	7,339,208
	\$ 7,145,137	\$ 7,924,824

See Accompanying Independent Auditors' Report.

PORT AUTHORITY OF GUAM
(A Component Unit of the Government of Guam)

Details of Operating Expenses, Continued
Years Ended September 30, 2015 and 2014

	2015	2014 As Restated
Equipment Maintenance:		
Salaries and wages - regular	\$ 2,286,132	\$ 2,161,368
Repairs and maintenance	1,171,967	1,630,175
Operational supplies	479,236	271,681
Salaries and wages - overtime	291,860	179,787
Salaries and wages - other	258,880	174,052
Annual leave	198,306	197,752
Fringe benefits	187,866	156,633
Benefits - Government contribution	144,967	133,315
Contractual	20,079	23,529
Furnishings and equipment	10,388	10,437
Office supplies	1,456	2,441
Miscellaneous	6,107	-
Pension (recovery) cost	(154,345)	454,559
	\$ 4,902,899	\$ 5,395,729
Total equipment maintenance		
Transportation Services:		
Salaries and wages - regular	\$ 2,548,914	\$ 2,434,737
Salaries and wages - overtime	531,789	359,010
Gas, oil and diesel	301,355	348,648
Annual leave	207,022	205,616
Fringe benefits	202,897	211,452
Benefits - Government contribution	168,375	156,142
Salaries and wages - other	150,474	136,238
Operational supplies	2,014	1,263
Furnishings and equipment	1,813	4,381
Office supplies	999	996
Miscellaneous	2,676	-
Pension (recovery) cost	(138,248)	536,642
	\$ 3,980,080	\$ 4,395,125
Total transportation services		

See Accompanying Independent Auditors' Report.

PORT AUTHORITY OF GUAM
(A Component Unit of the Government of Guam)

Details of Operating Expenses, Continued
Years Ended September 30, 2015 and 2014

	2015	2014 As Restated
Stevedoring Services:		
Salaries and wages - regular	\$ 2,154,200	\$ 2,008,141
Salaries and wages - overtime	358,615	269,636
Fringe benefits	191,563	190,717
Annual leave	169,957	170,840
Benefits - Government contribution	146,438	130,872
Salaries and wages - other	141,053	122,490
Operational supplies	37,354	12,020
Office supplies	380	389
Pension (recovery) cost	(176,013)	414,993
	<u>\$ 3,023,547</u>	<u>\$ 3,320,098</u>
Total stevedoring services	<u>\$ 3,023,547</u>	<u>\$ 3,320,098</u>
 Facility Maintenance:		
Salaries and wages - regular	\$ 827,835	\$ 843,022
Salaries and wages - overtime	173,327	120,065
Operational supplies	120,065	121,592
Annual leave	70,241	72,592
Fringe benefits	67,689	57,189
Benefits - Government contribution	57,491	54,794
Furnishings and equipment	14,251	7,672
Salaries and wages - other	14,234	20,564
Repairs and maintenance	11,144	12,600
Office supplies	274	540
Miscellaneous	5,911	8,640
Pension (recovery) cost	(68,727)	194,165
	<u>\$ 1,293,735</u>	<u>\$ 1,513,435</u>
Total facility maintenance	<u>\$ 1,293,735</u>	<u>\$ 1,513,435</u>

See Accompanying Independent Auditors' Report.

PORT AUTHORITY OF GUAM
(A Component Unit of the Government of Guam)

Details of Operating Expenses, Continued
Years Ended September 30, 2015 and 2014

	2015	2014 As Restated
Terminal Services:		
Salaries and wages - regular	\$ 1,303,829	\$ 1,199,311
Salaries and wages - overtime	227,033	138,086
Fringe benefits	118,299	115,548
Annual leave	100,472	92,020
Benefits - Government contribution	88,449	79,906
Salaries and wages - other	45,409	38,375
Office supplies	11,916	8,496
Operational supplies	1,686	979
Pension (recovery) cost	(87,224)	245,103
	<u>\$ 1,809,869</u>	<u>\$ 1,917,824</u>
Total terminal services	<u>\$ 1,809,869</u>	<u>\$ 1,917,824</u>
 General Expenses:		
Professional services	\$ 1,528,301	\$ 654,827
Managers' fee	803,486	757,820
Legal counsel	757,098	774,803
Maintenance	180,190	390,566
Waste removal	94,294	122,539
Workmen's compensation injury allowance	65,893	94,796
Agency fee	48,485	45,826
Audit	42,000	42,000
Board of Directors expense	4,233	4,263
Loan fees	-	12,500
Inventory adjustment	(17,979)	42,518
Miscellaneous	16,645	245,058
	<u>\$ 3,522,646</u>	<u>\$ 3,187,516</u>
Total general expenses	<u>\$ 3,522,646</u>	<u>\$ 3,187,516</u>

See Accompanying Independent Auditors' Report.

PORT AUTHORITY OF GUAM
(A Component Unit of the Government of Guam)

Summary of Salaries and Wages
Years Ended September 30, 2015 and 2014

	2015	2014 As Restated
Salaries and wages - regular	\$ 14,316,869	\$ 13,812,288
Benefits - Government contribution	932,238	872,035
Salaries and wages - overtime	1,990,140	1,213,339
Fringe benefits	1,082,032	1,045,086
Salaries and wages - other	<u>709,538</u>	<u>548,643</u>
	<u>\$ 19,030,817</u>	<u>\$ 17,491,391</u>

See Accompanying Independent Auditors' Report.

PORT AUTHORITY OF GUAM
(A Component Unit of the Government of Guam)

Employees by Department
 Years Ended September 30, 2015 and 2014

Department:	<u>2015</u>	<u>2014</u>
Management and administration	109	114
Equipment maintenance	48	51
Transportation services	69	61
Stevedoring services	63	53
Facility maintenance	22	27
Terminal services	37	33
	<u>348</u>	<u>339</u>

See Accompanying Independent Auditors' Report.