

**GUAM WATERWORKS AUTHORITY**

---

**FINANCIAL STATEMENTS AND  
ADDITIONAL INFORMATION AND  
INDEPENDENT AUDITORS' REPORT**

---

**YEARS ENDED SEPTEMBER 30, 2003 AND 2002**



## **INDEPENDENT AUDITORS' REPORT**

Consolidated Commission on Utilities:

We have audited the accompanying balance sheets of Guam Waterworks Authority (GWA), a component unit of the Government of Guam, as of September 30, 2003 and 2002, and the related statements of operations and changes in net assets and cash flows for the years then ended. These financial statements are the responsibility of GWA's management. Our responsibility is to express an opinion on these financial statements based on our audits.


We conducted our audits in accordance with auditing standards generally accepted in the United States of America and the standards applicable to financial audits contained in *Government Auditing Standards*, issued by the Comptroller General of the United States. Those standards require that we plan and perform the audit to obtain reasonable assurance about whether the financial statements are free of material misstatement. An audit includes examining, on a test basis, evidence supporting the amounts and disclosures in the financial statements. An audit also includes assessing the accounting principles used and significant estimates made by management, as well as evaluating the overall financial statement presentation. We believe that our audits provide a reasonable basis for our opinion.

In our opinion, the accompanying financial statements present fairly, in all material respects, the financial position of Guam Waterworks Authority as of September 30, 2003 and 2002, and the results of its operations and its cash flows for the years then ended, in conformity with accounting principles generally accepted in the United States of America.

Our audits of the financial statements for the years ended September 30, 2003 and 2002, were made for the purpose of expressing our opinion on the basic financial statements taken as a whole. The accompanying schedules on pages 22-25 are presented for purposes of additional analysis. These schedules are the responsibility of Guam Waterworks Authority's management. Such information has been subjected to the auditing procedures applied in the audit of the basic financial statements and in our opinion, except for the information presented in Schedule 1 (page 22) upon which we express no assurance, is fairly stated in all material respects, in relation to the basic financial statements taken as a whole.

The Management Discussion and Analysis on pages 1-5 is not a required part of the basic financial statements but is supplementary information required by the Governmental Accounting Standards Board. We have applied certain limited procedures, which consisted principally of inquiries of management regarding the methods of measurements and presentation of the supplementary information. However, we did not audit the information and express no opinion on it.

In accordance with *Government Auditing Standards*, we have also issued our report dated August 31, 2004, on our consideration of the Guam Waterworks Authority's internal control over financial reporting and our tests of its compliance with certain provisions of laws, regulations, contracts and grants. That report is an integral part of an audit performed in accordance with *Government Auditing Standards*, and should be read in conjunction with this report in considering the results of our audit.

A handwritten signature in black ink that reads "Deloitte + Touche LLP". The signature is written in a cursive, slightly stylized font.

August 31, 2004

# **GUAM WATERWORKS AUTHORITY**

## **Management's Discussion and Analysis September 30, 2003**

The following Management Discussion and Analysis (MD&A) is designed to provide an overview of the financial performance of Guam Waterworks Authority (GWA) for the fiscal year ended September 30, 2003. The information presented in this MD&A should be considered in conjunction with the financial statements and the notes thereto, that follow this section.

The Guam Waterworks Authority is a public corporation of the Government of Guam under the direction of an elected five-member Consolidated Commission on Utilities (CCU) that replaced the appointed Board of Directors on January 2, 2003. Under the new governance structure, GWA is directly accountable to the ratepayers of Guam. The CCU also has oversight over the Guam Power Authority. GWA is the primary supplier of water and primary provider of sewer services to the Guam community consisting of approximately 39,000 water customers and approximately 21,000 sewer customers.

The CCU inherited a utility that was being sued by the United States Environmental Protection Agency (USEPA) for failure to comply with the Safe Drinking Water Act and the Clean Water Act, the United States Navy for failure to pay for purchased water, and a vendor for defaulting on a lease agreement. From 1998 to 2003, the cumulative net losses from operations totaled nearly \$80 million. The utility was plagued with boil water notices, excessive sewage overflows, and a nearly non-existent disconnection policy.

Within 6 months of taking office, the Commission settled the lawsuit with the USEPA by entering into a Stipulated Order under the jurisdiction of the United States District Court of Guam. Under the Order GWA was required to hire a qualified management team to include a General Manager, Chief Engineer, Chief Financial Officer, and a Compliance Officer (to monitor progress towards implementation of the Stipulated Order). The Order required GWA to create an interim financial plan and to petition the Guam Public Utilities Commission for rate relief to fund the financial plan. The cost of the Stipulated Order as it relates to the interim financial plan is approximately \$225 million. GWA intends to borrow approximately \$160 million to fund the capital projects listed in the plan. One of the requirements of the Order is to complete a Master Plan for the water system which will culminate in the development of a final financial plan which, when implemented, will assure that the residents of Guam will continue to receive safe, reliable water and wastewater services for the foreseeable future.

Additionally, the CCU entered into settlement agreements with the United States Navy and the vendor for payments owed by GWA.

In January 2004, GWA filed its first rate petition with the Public Utilities Commission. The result was a 7.5% increase in rates that took effect in April 2004. The PUC also agreed to continue to review information as it became available relative to GWA's financing plans and the related costs. The continued review resulted in an additional rate increase of 6.5% that took effect in October 2004.

In order to address problems with the accuracy of GWA's aged meters, GWA initiated an automated meter reading (AMR) program. The program will enable GPA to read its meters via radio signal, will improve the accuracy of meter reads, and will allow GWA to better monitor daily customer usage patterns. GWA has entered into a contract for the purchase of the meters and is expecting to enter into an agreement for the financing of the meters to enable GWA to implement the AMR program more rapidly. The total cost of the metering program is approximately \$13 million.

GWA is anticipating floating a bond or other debt instrument of approximately \$100 million in the second quarter of Fiscal Year 2005. GWA is making its best effort to achieve an investment grade credit rating before that issuance. This will be the first time that GWA has sought a credit rating and will be the first time GWA has issued revenue bonds.

# GUAM WATERWORKS AUTHORITY

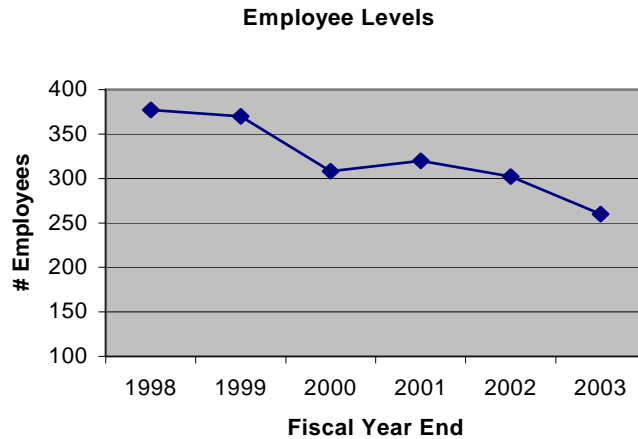
Management's Discussion and Analysis  
September 30, 2003

In February 2003 GWA made some operational changes which enabled GWA to lift to nearly constant boil water notices. Since that time, GWA has issued only two boil water notices for isolated areas which were both resolved in a matter of days. Additionally, GWA focused its efforts on restoring backup pumping equipment to some key wastewater stations. This enabled GWA to reduce the amount of sewage overflows from 6 million gallons in 2002 to approximately 450,000 gallons in 2003. GWA has also implemented a leak detection program to identify areas within the water system where substantial water loss exists.

GWA currently operates one surface water treatment plant at the Ugum river. GWA management has nearly doubled the output from the plant as opposed to its historic highs prior to 2003.

Total expenses were \$50 million or greater for each of the five years preceding the Commission. The costs dropped to \$47 million for the year the CCU took over and are on track for continued decreases in Fiscal Year 2004.

One of the key elements in the ability of GWA to reduce costs has been the reduction in staffing levels which is shown in the chart below:



GWA is projecting employee levels to continue to decrease due to streamlining and technology improvement for the next four years as system upgrades are put in place.

## Highlights of Financial Activities that Impact the Fiscal Year 2003

- The Authority's net assets at the end of the fiscal year amounted to \$201M, a decrease of \$7M from prior year.
- In July 2002, Typhoon Chata'an struck Guam. GWA has sought reimbursement from Federal sources to compensate for typhoon damages to GWA property, plant, and equipment. Approximately \$1.6M has been obligated with a requirement for a 10% local match. These funds are subject to GWA obtaining insurance.

**GUAM WATERWORKS AUTHORITY**

Management's Discussion and Analysis  
September 30, 2003

**Summary of Financial Condition-Comparative Analysis**

GWA has total assets of \$239 million and liabilities of \$38 million or a net asset of about \$200 million. Utility Plant in Service makes up for about 95% of GWA's total assets. The main source of GWA's non-operating revenues comes from various Federal funding in the form of grants. The following financial information is a summary of GWA's financial condition presented in a comparative basis:

	<u>FY2003</u>	<u>FY2002</u>	<u>Percent Increase (Decrease)</u>
<b>Assets:</b>			
Cash	\$ 3,464,281	\$ 2,683,613	29.09
Receivables, net	6,666,719	7,398,557	-9.89
Other assets	1,401,511	1,431,442	-2.09
Plant In Service, net	<u>227,778,375</u>	<u>237,102,848</u>	-3.93
	\$ <u>239,310,886</u>	\$ <u>248,616,460</u>	
	<u>FY2003</u>	<u>FY2002</u>	<u>Percent Increase (Decrease)</u>
<b>Liabilities:</b>			
United States Navy	\$ -	\$ 70,250	-100.00
Guam Power Authority	1,427,227	2,429,218	-41.25
Trade	3,723,556	3,452,258	7.86
Current portion, long-term debt	2,886,407	1,143,940	152.32
Long-term debt	21,788,033	25,180,129	-13.47
Other liabilities	<u>8,177,104</u>	<u>7,916,367</u>	3.29
	<u>38,002,327</u>	<u>40,192,162</u>	
 Net Assets	<u>201,308,559</u>	<u>208,424,298</u>	-3.41
	\$ <u>239,310,886</u>	\$ <u>248,616,460</u>	
Operating Revenues	\$ 37,573,954	\$ 39,039,217	-3.75
Operating Expenses	47,056,949	56,052,089	-16.05
Non-Operating Revenues, net	<u>2,367,256</u>	<u>2,299,985</u>	2.92
Decrease in Net Assets	\$ <u>7,115,739</u>	\$ <u>14,712,887</u>	

**Assets**

Utility Plant in Service: Utility Plant in Service makes up for about 95% of GWA's total assets. The following is a detailed summary of this account with comparative data from the prior fiscal year:

	<u>FY2003</u>	<u>FY2002</u>
Water System	\$ 192,962,490	\$ 192,213,194
Sewer System	173,819,906	170,512,495
Non Utility Property	16,622,625	18,234,201
Construction Work In Progress (CWIP)	1,864,754	5,466,467
Allowance for Depreciation	<u>(157,491,400)</u>	<u>(149,323,509)</u>
	\$ <u>227,778,375</u>	\$ <u>237,102,848</u>

# GUAM WATERWORKS AUTHORITY

Management's Discussion and Analysis  
September 30, 2003

The decrease in CWIP was mostly due to the completion and transfer of completed projects to the Utility Plant In Service – Sewer System such as the Commercial Port Sewer Pump Station, Pump Replacement – Ligan Terrace, Southern Link Trunk Sewer, Northern Treatment Plant, Fujita Pump Station, and various smaller CWIP projects.

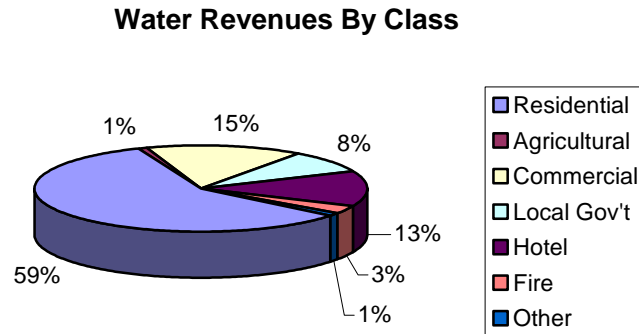
## Liabilities

Pursuant to a final judgment issued April 24, 2003, the Guam Waterworks Authority was ordered to pay for potable water received prior to October 2001 from the Navy PWC water distribution system in an amount of \$9M plus interest. Monthly payments of approximately \$46,000 are being made on this obligation. Additionally, GWA has reclassified an accounts payable balance to a long term liability for past due power bills owed to the Guam Power Authority. Both of these amounts are being paid from a surcharge established by the Public Utilities Commission for the purpose of paying these bills.

## Operating Revenues

Revenues during the fiscal year amounted to approximately \$37.5 million consisting of water revenues of \$24 million and wastewater revenues of \$13 million which represent slight decreases from the prior year. The decreases are primarily attributed to the effects of Typhoon Pongsona which struck Guam in December 2002.

Water Revenue: Residential customers make up 59% of water revenues. The chart below summarizes the revenues by type:

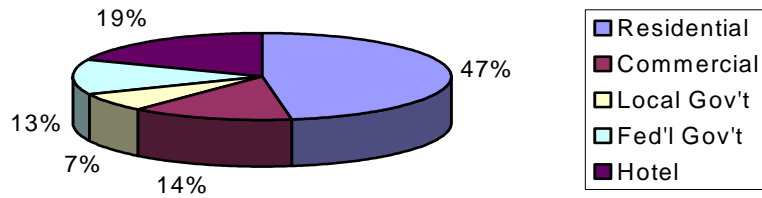


Wastewater Revenue: Residential and hotel customers make up approximately 47% and 19% of wastewater revenue, respectively. Below is a breakdown of wastewater revenue by customer class:

# GUAM WATERWORKS AUTHORITY

Management's Discussion and Analysis  
September 30, 2003

## Wastewater Revenues By Class



## Operating Expenses

The decrease in operating and maintenance expenses resulted from a return to a more stable bad debt expense. GWA incurred large bad debt write-offs in Fiscal Year 2002. The decrease in depreciation expenses reflects continued effort by the utility to improve its tracking of fixed assets.



**GUAM WATERWORKS AUTHORITY**

Balance Sheets  
September 30, 2003 and 2002

<u>ASSETS</u>	<u>2003</u>	<u>2002</u>
Property, plant and equipment:		
Utility plant in service:		
Water system	\$ 192,962,490	\$ 192,213,194
Wastewater system	173,819,906	170,512,495
Non utility property	16,622,625	18,234,201
Construction work in progress	1,864,754	5,466,467
	<u>385,269,775</u>	<u>386,426,357</u>
Less accumulated depreciation	<u>(157,491,400)</u>	<u>(149,323,509)</u>
Property, plant and equipment, net	<u>227,778,375</u>	<u>237,102,848</u>
Current assets:		
Cash:		
Unrestricted	3,299,883	2,438,223
Restricted	164,398	245,390
Accounts receivable, net	6,666,719	7,398,557
Materials and supplies inventory, net of allowance for obsolescence of \$380,425 and \$85,075 at September 30, 2003 and 2002, respectively	<u>1,401,511</u>	<u>1,431,442</u>
Total current assets	<u>11,532,511</u>	<u>11,513,612</u>
	<u>\$ 239,310,886</u>	<u>\$ 248,616,460</u>

See accompanying notes to financial statements.

**GUAM WATERWORKS AUTHORITY**

Balance Sheets, Continued  
September 30, 2003 and 2002

<u>LIABILITIES AND NET ASSETS</u>	2003	2002
Current liabilities:		
Current maturities of long-term debt	\$ 2,886,407	\$ 1,143,940
Accounts payable:		
United States Navy	-	70,250
Guam Power Authority	1,427,227	2,429,218
Trade	3,723,556	3,452,258
Accrued payroll and employee benefits	463,417	472,936
Current portion of employee annual leave	597,125	413,806
Accrued supplemental/COLA annuities	989,562	905,848
Deferred revenue	253,338	-
Payable to contractors	851,522	1,584,138
Customer deposits	1,424,274	1,590,009
Total current liabilities	12,616,428	12,062,403
Long-term debt, less current maturities:		
Guam Power Authority	13,161,443	15,696,000
United States Navy	8,626,590	9,000,000
IBM	-	484,129
Employee annual leave, less current portion	806,972	1,385,352
Retirement fund deferred contributions	2,476,320	1,213,162
Advances for construction	218,666	230,996
Other liabilities	95,908	120,120
Total liabilities	38,002,327	40,192,162
Commitments and contingencies		
Net assets:		
Invested in capital assets, net of related debt	227,778,375	235,474,779
Restricted	164,398	245,390
Unrestricted	(26,634,214)	(27,295,871)
Total net assets	201,308,559	208,424,298
	\$ 239,310,886	\$ 248,616,460

See accompanying notes to financial statements.

**GUAM WATERWORKS AUTHORITY**

Statements of Operations and Changes in Net Assets  
Years Ended September 30, 2003 and 2002

	2003	2002
Operating revenues:		
Water:		
Private	\$ 22,225,345	\$ 23,273,926
Government	2,103,560	2,142,101
	24,328,905	25,416,027
Wastewater:		
Private	10,361,684	10,760,920
Government	2,632,028	2,711,560
	12,993,712	13,472,480
Other	251,337	150,710
Total operating revenues	37,573,954	39,039,217
Operating and maintenance expenses:		
Water purchases	5,118,616	5,340,209
Power purchases	7,513,728	7,679,851
	12,632,344	13,020,060
Salaries and wages	14,942,234	14,962,764
Depreciation	10,035,700	11,415,601
Administrative and general	6,292,966	13,337,896
Contractual	3,153,705	3,315,768
Total operating and maintenance expenses	47,056,949	56,052,089
Operating loss	(9,482,995)	(17,012,872)
Other income (expense):		
Recoveries of bad debts	291,382	562,196
Interest income	12,684	20,493
Interest expense	(241,416)	(572,050)
Other expense	(186,371)	-
Other income	-	16,609
Loss on inventory writedown	(295,350)	-
Loss on missing deposits	(122,401)	-
Loss on asset disposal	(2,448)	-
Write-off of discontinued projects	(413,468)	(1,309,701)
Supplemental/COLA annuities	(83,714)	(905,848)
Total other expense, net	(1,041,102)	(2,188,301)
Loss before capital contributions	(10,524,097)	(19,201,173)
Capital contributions:		
Grants from U.S. Government	2,660,249	1,399,439
Other contributions	748,109	3,088,847
Total capital contributions	3,408,358	4,488,286
Decrease in net assets	(7,115,739)	(14,712,887)
Net assets at beginning of year	208,424,298	223,137,185
Net assets at end of year	\$ 201,308,559	\$ 208,424,298

See accompanying notes to financial statements.

**GUAM WATERWORKS AUTHORITY**

Statements of Cash Flows  
Years Ended September 30, 2003 and 2002

	2003	2002
<u>Increase (decrease) in cash</u>		
Cash flows from operating activities:		
Cash received from customers	\$ 36,599,290	\$ 37,406,161
Cash payments to suppliers for goods and services	(22,625,119)	(23,606,777)
Cash payments to employees for services	(13,999,942)	(13,829,754)
Net cash used in operating activities	(25,771)	(30,370)
Cash flows from capital and related financing activities:		
Contributed capital received	3,408,358	4,488,286
Acquisition of utility plant	(723,558)	(2,474,884)
Repayments of long-term debt	(1,649,629)	(404,838)
Interest paid	(241,416)	(572,050)
Net cash provided by capital and related financing activities	793,755	1,036,514
Cash flows from investing activities:		
Transfers from (to) restricted fund	80,992	(3,280)
Interest income received	12,684	20,493
Net cash provided by investing activities	93,676	17,213
Net increase in unrestricted cash	861,660	1,023,357
Unrestricted cash at beginning of year	2,438,223	1,414,866
Unrestricted cash at end of year	\$ 3,299,883	\$ 2,438,223

See accompanying notes to financial statements.

**GUAM WATERWORKS AUTHORITY**

Statements of Cash Flows, Continued  
Years Ended September 30, 2003 and 2002

	2003	2002
Reconciliation of operating loss to net cash used in operating activities:		
Operating loss	\$ (9,482,995)	\$ (17,012,872)
Adjustments to reconcile operating loss to net cash used in operating activities:		
Depreciation and amortization	10,035,700	11,415,601
Bad debt expense	2,150,543	9,216,734
Recovered revenue	291,382	562,196
Other expense	(1,103,752)	(2,198,941)
(Increase) decrease in assets:		
Accounts receivable	(1,418,703)	(2,110,007)
Materials and supplies inventory	29,931	(69,850)
Long-term receivable	-	(628,751)
Increase (decrease) in liabilities:		
Accounts payable	(1,280,222)	(886,787)
Accrued payroll	157,909	162,907
Employees' annual leave	(395,061)	141,745
Accrued supplemental/COLA annuities	(83,714)	905,848
Customer deposits	(165,735)	543,506
Other liabilities	(24,212)	5,790
Retirement fund deferred contributions	1,263,158	(77,489)
Net cash used in operating activities	\$ (25,771)	\$ (30,370)

See accompanying notes to financial statements.

# GUAM WATERWORKS AUTHORITY

Notes to Financial Statements  
September 30, 2003 and 2002

## (1) Organization Summary of Significant Accounting Policies

### Organization

The Guam Waterworks Authority (GWA) is a component unit of the Government of Guam (GovGuam). GWA is subject to the regulations of the Public Utility Commission of Guam (PUC). GWA became an autonomous agency in 1996 under Public Law 23-119 and derives its revenues mainly from its water and wastewater system. The water system is engaged in the production, treatment, and distribution of water to villages and communities of Guam. The wastewater system is engaged in the collection and treatment of wastewater from residences and industries in the villages of Guam. GWA is governed by a seven-member Board of Directors appointed by the Governor of Guam which determines such matters as rates and charges for services, approval of contracts and GWA policies.

The financial statements of GWA have been prepared in conformity with accounting principles generally accepted in the United States of America (GAAP) as applied to government units. Government Accounting Standards Board (GASB) Statement No. 20, "Accounting and Financial Reporting for Proprietary Funds and Other Governmental Entities that Use Proprietary Fund Accounting", requires that proprietary activities apply all applicable GASB pronouncements as well as Statements and Interpretations issued by the Financial Accounting Standards Board (FASB), Accounting Principles Board Opinions, and Accounting Research Bulletins of the Committee on Accounting Procedures issued on or before November 30, 1989. The Government of Guam has implemented GASB 20 and elected not to apply FASB Statements and Interpretations issued after November 30, 1989.

### Basis of Accounting

GWA is accounted for on a "flow of economic resources management focus," using the accrual basis of accounting. Under this method, all assets and liabilities associated with operations are included on the balance sheet, and revenues are recorded when earned and expenses are recorded at the time liabilities are incurred.

### Net Assets

Net assets represent the residual interest in GWA's assets after liabilities are deducted and consist of four sections: invested in capital assets, net of related debt; restricted expendable and nonexpendable, and unrestricted. Net assets invested in capital assets, net of debt include capital assets, restricted and unrestricted, net of accumulated depreciation, reduced by outstanding debt net of debt service reserve. Net assets are reported as restricted when constraints are imposed by third parties or enabling legislation. All of GWA's restricted net assets are expendable. All other net assets are unrestricted.

### Estimates

The preparation of financial statements in conformity with accounting principles generally accepted in the United States of America requires management to make estimates and assumptions that affect the reported amounts of assets and liabilities and disclosures of contingent assets and liabilities at the date of the financial statements and the reported amounts of revenues and expenses during the reporting period. Actual results could differ from those estimates.

# GUAM WATERWORKS AUTHORITY

Notes to Financial Statements  
September 30, 2003 and 2002

## (1) Organization Summary of Significant Accounting Policies, Continued

### Materials and Supplies Inventories

Materials and supplies inventory are stated at the lower of cost or market with cost determined under the first-in, first-out method.

### Property, Plant and Equipment

Plant in service amounting to \$324,988,118 is stated at estimated historical cost as determined by an independent engineering consultant at September 30, 1998. Plant in service acquired subsequent to that date is stated at cost. Non-utility property and equipment are stated at cost. Depreciation is computed using the straight-line method over the estimated useful lives of the assets (5 - 50 years for plant assets). Current policy is to capitalize items over \$700.

### Accrued Annual Leave

Compensated absences are accrued and reported as a liability in the period earned. Annual leave expected to be paid out within the next fiscal year is accrued and is included in current liabilities. Employees are credited with vacation leave at rates of 104, 156 or 208 hours per fiscal year, depending upon their service time with GWA. Accumulation of such vacation credits is normally limited to 480 hours at fiscal year end; however, management has exercised its authority in certain conditions to allow accumulation of up to 720 hours. All such vacation credit is convertible to pay upon termination of employment.

During the year ended September 30, 2003, Public Law 27-05 was implemented, reducing the amount of leave employees can earn in a fiscal year (either 104 or 156 hours) and the maximum accumulation amount of annual leave to 320 hours. Any annual leave earned in excess of 320 hours, but not to exceed 100 hours as of February 28, 2003 shall be credited to the employees sick leave. The remaining excess hours must be used by September 30, 2004 or will be lost. At September 30, 2003, total leave in excess of 320 hours accumulation amounted to \$443,817.

Public Law 26-86 allows members of the Defined Contribution Retirement System to receive a lump sum payment of one-half of their accumulated sick leave upon retirement. The Government of Guam is evaluating the impact of this law and accordingly no liability, if any, that may result has been recorded in the accompanying financial statements.

### Revenue

Customer water meters are read on a cyclical basis throughout a monthly period depending on the route schedules of the Guam Power Authority (GPA) pursuant to a combined billing system arrangement between GWA and GPA. Revenue is recognized in the period that meters are read. Wastewater treatment is billed at a flat rate of \$22 per month for residential accounts and 80% of current water consumption for commercial and government accounts.

Pursuant to local law, GWA provides water to fire hydrants in Guam and classifies such service as government water revenue. Historically, however, no GovGuam agency has been tasked with paying for such service. Consequently, GWA provides an allowance for the full amount of the billings, on a monthly basis. GWA is currently pursuing the matter of billing such service with the PUC. Fire hydrant revenue was \$855,525 and \$818,150 for the years ended September 30, 2003 and 2002, respectively.

## GUAM WATERWORKS AUTHORITY

Notes to Financial Statements  
September 30, 2003 and 2002

### (1) Organization Summary of Significant Accounting Policies, Continued

#### Grants and Contributions

Grants and contributions consist of government mandated and voluntary nonexchange transactions as defined by GASB Statement No. 33. Approved capital grants not yet received amounted to approximately \$1,800,000 and \$370,000 at September 30, 2003 and 2002, respectively.

#### Reclassifications

Certain account balances in the 2002 financial statements have been reclassified to correspond with the 2003 financial statement presentation.

<u>Description</u>	<u>FY2002 Reclassified</u>	<u>FY2002 Originally Stated</u>
Accounts payable – Guam Power Authority	\$ 2,429,218	\$ 18,125,218
Long-term liabilities – Guam Power Authority	15,696,000	-
Long-term debt, less current maturities	-	9,484,129
Long-term liabilities – U.S. Navy	9,000,000	-
Long-term liabilities – IBM	<u>484,129</u>	<u>-</u>
Total	\$ <u>27,609,347</u>	\$ <u>27,609,347</u>

### (2) Property, Plant and Equipment

	Beginning Balance October 1, 2002	Transfers and Additions	Transfers and Deletions	Ending Balance September 30, 2003
Utility Plant in Service – Water	\$ 192,213,194	\$ 908,049	\$ (158,753)	\$ 192,962,490
Utility Plant in Service - Wastewater	170,512,495	3,557,411	(250,000)	173,819,906
General Fixed Assets	18,234,201	258,681	(1,870,257)	16,622,625
Accumulated Depreciation	(149,323,509)	(10,035,700)	1,867,809	(157,491,400)
Construction Work in Progress	<u>5,466,467</u>	<u>221,796</u>	<u>(3,823,509)</u>	<u>1,864,754</u>
	\$ <u>237,102,848</u>	\$ <u>(5,089,763)</u>	\$ <u>(4,234,710)</u>	\$ <u>227,778,375</u>
	Beginning Balance October 1, 2001	Transfers and Additions	Transfers and Deletions	Ending Balance September 30, 2002
Utility Plant in Service – Water	\$ 190,081,683	\$ 2,504,922	\$ (373,411)	\$ 192,213,194
Utility Plant in Service - Wastewater	158,170,889	12,341,606	-	170,512,495
General Fixed Assets	18,395,306	153,699	(314,804)	18,234,201
Accumulated Depreciation	(139,061,037)	(11,415,601)	1,153,129	(149,323,509)
Construction Work in Progress	<u>17,880,453</u>	<u>3,075,799</u>	<u>(15,489,785)</u>	<u>5,466,467</u>
	\$ <u>245,467,294</u>	\$ <u>6,660,425</u>	\$ <u>(15,024,871)</u>	\$ <u>237,102,848</u>



## GUAM WATERWORKS AUTHORITY

Notes to Financial Statements  
September 30, 2003 and 2002

### (3) Accounts Receivable

Accounts receivable at September 30, 2003 and 2002, are as follows:

	<u>2003</u>	<u>2002</u>
Customers:		
Private	\$ 17,973,496	\$ 16,292,471
Government	<u>7,683,408</u>	<u>7,891,593</u>
	25,656,904	24,184,064
Federal agencies	378,176	608,364
GPA	<u>226,001</u>	<u>242,836</u>
	<u>26,261,081</u>	<u>25,035,264</u>
Less allowance for doubtful receivables:		
Private	(11,673,779)	(10,008,832)
Government	<u>(7,920,583)</u>	<u>(7,627,875)</u>
	<u>(19,594,362)</u>	<u>(17,636,207)</u>
	<u>\$ 6,666,719</u>	<u>\$ 7,398,557</u>

Substantially all of GWA's customer accounts receivable are from individuals, companies and government agencies based in Guam.

GWA has obtained non-interest bearing commitments from private customers that require minimum monthly payments on account.

Long-term accounts receivable at September 30, 2003 and 2002 are as follows:

	<u>2003</u>	<u>2002</u>
Receivable from promissory notes	\$ 508,700	\$ 752,593
Allowance for doubtful receivables	<u>(508,700)</u>	<u>(752,593)</u>
	<u>\$ -</u>	<u>\$ -</u>

### (4) Long-Term Debt

Long-term debt at September 30, 2003 and 2002 is as follows:

	<u>2003</u>	<u>2002</u>
Note payable to IBM, interest at 21.90%, due in monthly installments of principal and interest of \$42,170 through October 2004 (see below)	\$ 484,129	\$ 1,628,069
Note payable to the U.S. Navy, interest at 1.25%, due in monthly installments of principal and interest of \$45,833 through March 2009, \$132,545 through March 2011, and \$264,853 through June 2012 (see note 15).	9,000,000	9,000,000

## GUAM WATERWORKS AUTHORITY

Notes to Financial Statements  
September 30, 2003 and 2002

### (4) Long-Term Debt, Continued

	<u>2003</u>	<u>2002</u>
Payable to the Guam Power Authority in settlement of previously unpaid balances, interest at 4.33%, payable in monthly principal and interest installments of \$212,899 through 2010.	15,190,311	15,696,000
Total long-term debt	24,674,440	26,324,069
Less current portion	(2,886,407)	(1,143,940)
	<u>\$ 21,788,033</u>	<u>\$ 25,180,129</u>

As of September 30, 2003, future maturities of long-term debt are as follows:

<u>Year ending September 30,</u>	<u>Principal</u>	<u>Interest</u>	<u>Total Debt Service</u>
2004	\$ 2,886,407	\$ 737,344	\$ 3,623,751
2005	2,487,636	617,150	3,104,786
2006	2,576,137	529,249	3,105,386
2007	2,667,888	436,898	3,104,786
2008	3,002,598	354,086	3,356,684
2009 through 2012	<u>11,053,774</u>	<u>450,359</u>	<u>11,504,133</u>
	<u>\$ 24,674,440</u>	<u>\$ 3,125,086</u>	<u>\$ 27,799,526</u>

Long-term debt includes invoices financed by IBM Credit Corporation (ICC) under a \$3.5 million line of credit. The purpose of the credit line is for the preapproved purchase, installation and upgrades of GWA's accounting and operating software and hardware systems, technical training and support of such systems, and related expenses. On June 4, 2001, ICC restructured 100% of the outstanding balance of credit line due to nonpayment under existing terms. GWA adhered to the restructured plan until January 2002. On June 21, 2002, GWA was officially in default on its line of credit agreement. Beginning March 2003 to May 2003, GWA made payments to ICC based on the June 2001 restructured terms. In May 2003, ICC restructured 100% of the remaining balance.

The following summarizes movements in GWA's non-current liabilities for the years ended September 30, 2003 and 2002:

	<u>Outstanding September 30, 2002</u>	<u>Increases</u>	<u>Decreases</u>	<u>Outstanding September 30, 2003</u>	<u>Current</u>	<u>Noncurrent</u>
Guam Power Authority	\$ 15,696,000	\$ -	\$ 505,689	\$ 15,190,311	\$ 2,028,868	\$ 13,161,443
U.S. Navy	9,000,000	-	-	9,000,000	373,410	8,626,590
IBM	1,628,069	-	1,143,940	484,129	484,129	-
Employee annual leave	1,799,158	-	395,061	1,404,097	597,125	806,972
Retirement fund deferred contributions	1,213,162	1,263,158	-	2,476,320	-	2,476,320
Other liabilities	<u>351,116</u>	<u>-</u>	<u>36,542</u>	<u>314,574</u>	<u>-</u>	<u>314,574</u>
	<u>\$ 29,687,505</u>	<u>\$ 1,263,158</u>	<u>\$ 2,081,232</u>	<u>\$ 28,869,431</u>	<u>\$ 3,483,532</u>	<u>\$ 25,385,899</u>

## GUAM WATERWORKS AUTHORITY

Notes to Financial Statements  
September 30, 2003 and 2002

### (4) Long-Term Debt, Continued

	Outstanding September 30, <u>2001</u>	<u>Increases</u>	<u>Decreases</u>	Outstanding September 30, <u>2002</u>	<u>Current</u>	<u>Noncurrent</u>
Guam Power Authority	\$ 15,696,000	\$ -	\$ -	\$ 15,696,000	\$ -	\$ 15,696,000
U.S. Navy	-	9,000,000	-	9,000,000	-	9,000,000
IBM	2,032,907	-	404,838	1,628,069	1,143,940	484,129
Employee annual leave	1,657,413	141,745	-	1,799,158	413,806	1,385,352
Retirement fund deferred contributions	1,290,651	-	77,489	1,213,162	-	1,213,162
Other liabilities	<u>356,440</u>	<u>5,790</u>	<u>11,114</u>	<u>351,116</u>	<u>-</u>	<u>351,116</u>
	<u>\$ 21,033,411</u>	<u>\$ 9,147,535</u>	<u>\$ 493,441</u>	<u>\$ 29,687,505</u>	<u>\$ 1,557,746</u>	<u>\$ 28,129,759</u>

### (5) Employees' Retirement Plan

Employees of GWA hired before September 30, 1995 are under the Government of Guam Employees' Retirement System (a defined benefit, contributory pension plan). Employees hired after September 30, 1995, are members of the Defined Contribution Retirement System (DCRS). Until December 31, 1999, those employees who are members of the defined benefit plan with less than 20 years of service at September 30, 1995, had the option to switch to the Defined Contribution Retirement System.

The Defined Benefit Plan and the DCRS are administered by the Government of Guam Retirement Fund, to which GWA contributes based upon a fixed percentage of the payroll for those employees who are members of the Plan.

As a result of the most recent actuarial valuation performed as of September 30, 2001, it has been determined that for the year ended September 30, 2003, a minimum combined employer and employee contribution rate of 41.27% of covered Defined Benefit Plan payroll is required to appropriately fund the current cost, amortize prior service costs and provide for interest on the unfunded accrued liability. Statutory contribution rates for employee and employer contributions were initially set at 9.5% and 26%, respectively, by the Guam Legislature, for the year ended September 30, 2003. The employer contribution rate was reduced to 18% by legislative action effective March 1, 2003. The statutory employer and employee contribution rates for the year ended September 30, 2002 were 19.8016% and 9.5%, respectively.

The plan utilized the actuarial cost method termed "entry age normal" with an assumed rate of return of 7.5% and an assumed salary scale increase of 8.5% per annum for short service employees and 4% per annum for longer service employees. The most recent actuarial valuation performed as of September 30, 2001, did not provide a breakdown of actuarial present value of vested and non-vested accumulated plan benefits by sponsor or net assets available for benefits by sponsor. If the actuarial valuation were performed for GWA as a separate sponsor, the accrued unfunded liability at September 30, 2003 and 2002, may be materially different than that recorded in the accompanying financial statements.

## GUAM WATERWORKS AUTHORITY

Notes to Financial Statements  
September 30, 2003 and 2002

### (5) Employees' Retirement Plan, Continued

Contributions into the DCRS by members are based on an automatic deduction of 5% of the member's regular base pay. The contribution is periodically deposited into an individual annuity account within the DCRS. Employees are afforded the opportunity to select from different annuity accounts available under the DCRS.

Statutory employer contributions into the DCRS for the years ended September 30, 2003 and 2002 are determined using the same rate as the DB plan. Of the amount contributed by the employer, only 5% of the member's regular base pay is deposited into the member's individual annuity account. The remaining amount is contributed towards the unfunded liability of the defined benefit plan.

Members of the DCRS who have completed five years of government service, have a vested balance of 100% of both member and employer contributions plus any earnings thereon.

Retirement expense for the years ended September 30, 2003 and 2002 is as follows:

	<u>2003</u>	<u>2002</u>
Cash contribution and accruals	\$ 2,963,017	\$ 3,022,370
Increase (decrease) in accrued unfunded liability to the retirement fund	<u>1,263,158</u>	<u>(77,489)</u>
	\$ <u>4,226,175</u>	\$ <u>2,944,881</u>

### (6) Real Estate Properties Transferred by Government of Guam

The Government of Guam, pursuant to Public Law 23-119, assigned to GWA various real estate properties under GWA's administration. As of September 30, 2003 and 2002, the properties have not been recognized in the financial statements pending completion of formal transfer proceedings.

### (7) Agreements with the United States Navy

Pursuant to a Memorandum of Agreement, the United States Navy supplies water through its water system to GWA for distribution and resale to non-military customers. Total purchases from the U.S. Navy for the years ended September 30, 2003 and 2002 are \$3,138,878 and \$3,556,253, respectively.

### (8) Commitments and Contingencies

#### Claims

Due to the nature of its operations, GWA is subject to various claims by private and governmental customers and vendors for various alleged losses. Because an estimate of the amount or range of potential loss cannot be determined at this time, no provision for any liability that may result from such claims has been made in the financial statements.

# GUAM WATERWORKS AUTHORITY

Notes to Financial Statements  
September 30, 2003 and 2002

## (8) Commitments and Contingencies, Continued

### Self Insurance

GWA has adopted a policy of self-insuring potential risks relative to its property, plant and equipment. GWA has not purchased insurance relative to its property, plant and equipment, and no other risks are insured. GWA is of the opinion that it has suffered no material losses in the past three years related to damages to its utility plant-in-service.

### Contract Commitments

Contract commitments in connection with projects currently in construction amount to approximately \$2.8 million at September 30, 2003.

### Medicare

The Government of Guam and its component units, including GWA, began withholding and remitting funds to the U.S. Social Security System for the health insurance component of its salaries and wages effective October 1998. Prior to that date, the Government of Guam did not withhold or remit Medicare payments to the U.S. Social Security System. If the Government is found to be liable for Medicare payments on salaries and wages prior to October 1998, an indeterminate liability could result. It has been the practice of GWA and all other component units of the Government of Guam that payment of this health insurance component is optional prior to October 1998. Therefore, no liability for any amount which may ultimately arise from this matter has been recorded in the accompanying financial statements.

### Single Audit Questioned Costs

GWA undergoes annual compliance audits to satisfy federal grantor requirements. As of September 30, 2003, \$930,560 in questioned costs exist that arose from these audits. The questioned costs will be resolved by the applicable grantor and due to the Authority's inability to predict the ultimate outcome of this matter, no provision for any liability, if any, that may result from this matter has been made in the accompanying financial statements.

### Stipulated Order

On or about December 2002, the United States Government filed a complaint against the Guam Waterworks Authority and the Government of Guam for alleged violations under the Federal Clean Water Act (CWA) and the Safe Drinking Water Act (SDWA). Because of the Authority's non-compliance with the National Primary Drinking Water Regulations, the U.S. Government is seeking both civil penalties and injunctive relief to address such non-compliance. Both GWA and the U.S. Government of Justice, Environmental and Natural Resources Division mutually agreed in the form of Stipulated Order to resolve the violation issues.

On June 5, 2003, Stipulated Order For Preliminary Relief was filed before the District Court of Guam. The Stipulation requires implementation of short-term projects and initial planning measures by GWA. GWA is required to submit a final financial plan in the Master Plan that generates sufficient revenue to cover the cost of all compliance activities and deliverables required by the Stipulated Order for Preliminary Relief, as well as any other anticipated expenses, including any measures necessary to ensure compliance with the CWA and the SDWA and costs related to the infrastructure improvements identified in the Master Plan.

# GUAM WATERWORKS AUTHORITY

Notes to Financial Statements  
September 30, 2003 and 2002

## (8) Commitments and Contingencies, Continued

### Typhoon Pongsona

GWA incurred additional expenses related to Typhoon Pongsona amounting to approximately \$1.67 million. GWA may be able to receive reimbursement for this amount from the federal government. While management is currently in negotiations to obtain reimbursements, these costs have been expensed in the current year.

## (9) Cash and Cash Equivalents

For purposes of the balance sheets and the statements of cash flows, cash is defined as cash deposits in banks and time certificates of deposit with initial maturities of three months or less.

Bank balances of demand and time deposit accounts held in the name of GWA totaled \$3,299,883 and \$2,438,223 as of September 30, 2003 and 2002, respectively, of which \$213,444 and \$447,050 were insured by the Federal Deposit Insurance Corporation and the remaining balances were uninsured and uncollateralized. In addition, \$5,250 and \$9,450, respectively, was held on hand for the exchange fund and petty cash as of September 30, 2003 and 2002. Restricted cash on hand consists of cash received for specific capital projects. At year end, restricted cash amounted to \$164,398.

## (10) Other Matters

On December 31, 1989, the Government of Guam issued general obligation Water System Revenue Bonds, Series 1989, in the amount of \$49,190,000. The bonds have been issued for the purpose of expanding and improving the existing water system of the Government operated by GWA. The bond obligation is currently recognized on the books of the Government of Guam and is not reflected as a liability of GWA.

## (11) Adoption of New Accounting Principles

GASB Statement No. 40, *Deposit and Investment Risk Disclosure*, requires certain disclosures of investment that have fair values that are highly sensitive to changes in interest rates. This Statement establishes and modifies disclosure requirements related to investment risks, credit risk and concentrations of that risk, interest rate risk and foreign currency risk. This Statement is applicable to all state and local governments with implementation beginning in fiscal year 2005.

Beginning in fiscal year 2005, GWA will be required to implement GASB Statement No. 42, *Accounting and Financial Reporting for Impairment of Capital Assets and for Insurance Recoveries*. GASB Statement No. 42 requires governments to evaluate circumstances surrounding capital assets to determine if service utility has declined significantly. If determined to be impaired, asset should be reported at the lower of carrying or fair value. Any insurance recoveries associated with events leading to an asset impairment should be netted against impairment losses.

# GUAM WATERWORKS AUTHORITY

Notes to Financial Statements  
September 30, 2003 and 2002

## (12) System Development Fund

Public Law 19-47 created the Water and Sewer Development Fund that authorized GWA to establish and implement a water and sewer system development charge schedule, which assesses a charge on each user who connects for the first time from any property onto the island's water or wastewater system, or to each builder if the density of development connected to the system is increased. Thus, such charge schedule takes into account any existing infrastructure on the property, present and future user demands, requirements for water and/or sewer services and installation of infrastructure to be done by the builder.

The Fund shall be expended only for expanding, upgrading or repairing water and wastewater facilities on Guam. Such restricted cash is placed in various savings and time certificate of deposit accounts. In 2003 and 2002, the net change in restricted cash equaled \$80,992 and \$3,280, respectively. The changes represent transfers to and transfers from the unrestricted fund, respectively, for the purposes previously mentioned in this note.

## (13) Contributions Received

Contributions received by GWA during the years ended September 30, 2003 and 2002, are as follows:

	<u>2003</u>	<u>2002</u>
Grants from U.S. Government:		
Received from the Department of the Interior	\$ 642,019	\$ 537,724
Received from the Environmental Protection Agency	143,037	346,188
Received from the Federal Emergency Management Agency	1,825,761	515,527
Received from the Economic Development Administration	<u>49,432</u>	<u>-</u>
	\$ <u>2,660,249</u>	\$ <u>1,399,439</u>
Other contributions:		
Received from Tumon Area Water and Sewer Association members, and used for the Southern Link Sewer project	\$ -	\$ 229,323
Received from the Department of Public Works	-	109,524
Proceeds received through refinancing of Water Bond (used to pay GWA's obligations to GPA in FY02)	<u>748,109</u>	<u>2,750,000</u>
	\$ <u>748,109</u>	\$ <u>3,088,847</u>

## (14) Accrued Supplemental/COLA Annuities

As required by Public Law 26-35, as amended by Public Law 26-49, GWA must pay to the Government of Guam Retirement Fund certain supplemental benefits paid to retirees. The supplemental benefits derive from an annual appropriation by the Guam Legislature and do not relate to covered Plan benefits. GWA's regulator has determined that payment of this liability will not be a recoverable cost. GWA has not been able to initiate litigation to resolve this matter. Therefore, GWA is currently unable to predict when the accrued balance will be paid.

# GUAM WATERWORKS AUTHORITY

Notes to Financial Statements  
September 30, 2003 and 2002

## (15) Subsequent Events

The Public Utilities Commission ordered an 11.5% regulatory surcharge effective for meters read after October 1, 2001, to enable GWA to retire its obligations to both Guam Power Authority (GPA) and the Guam Telephone Authority (GTA). The order stipulated that monthly payments be made to both GPA and GTA. Payments to GPA should be no less than \$75,000 per month, after the required \$50,000 payment to GTA, payment of the PUC's annual administrative assessments and payment of PUC invoices in excess of 60 days.

On May 9, 2002, the Guam Legislature passed Public Law 26-81. The Law established a one-year moratorium of the 11.5% surcharge, wherein GWA was prohibited for the moratorium period from any further billings of the surcharge. Additionally, in order for GWA to pay its debt to GPA, the law appropriated \$2.75 million to GWA from a bond re-financing. In May 2003, the one year moratorium expired and proceeds from the renewed surcharge have gone toward GWA's obligation to GPA and effective October 2003, also to the obligation to the U.S. Navy.



**GUAM WATERWORKS AUTHORITY**

Schedule 1  
Schedule of Equalization of Net Loss  
Years Ended September 30, 1990 through 2003

	2003	2002	2001	2000	1999	1998 (1)	1997 (1)	1996 (1)	1995 (1)	1994 (1)	1993 (1)	1992 (1)	1991 (1)	1990 (1)
Net loss	\$ 7,115,739	\$ 14,712,887	\$ 639,033	\$ 9,930,509	\$ 9,756,403	\$ 20,589,668	\$ 12,002,404	\$ 2,486,481	\$ 7,293,467	\$ 10,920,041	\$ 3,069,762	\$ 4,394,359	\$ 1,744,519	\$ 67,612
Less transfers from GovGuam	748,109	2,859,524	2,800,388	-	-	-	-	18,538,800	22,743,010	16,136,274	24,959,972	27,447,270	22,064,351	24,009,417
Less other operating revenues recognized in 1999 attributable to prior years	-	-	-	-	4,282,966	-	-	-	-	-	-	-	-	-
Effect of unfunded pension liability	(1,263,158)	77,489	(52,940)	(155,899)	927,990	437,109	(3,516,573)	3,926,422	5,053	(278,750)	(784,801)	(1,478,412)	(1,389,512)	(2,346,147)
Equalization of net loss	<u>\$ 6,600,690</u>	<u>\$ 17,649,900</u>	<u>\$ 3,386,481</u>	<u>\$ 9,774,610</u>	<u>\$ 14,967,359</u>	<u>\$ 21,026,777</u>	<u>\$ 8,485,831</u>	<u>\$ 24,951,703</u>	<u>\$ 30,041,530</u>	<u>\$ 26,777,565</u>	<u>\$ 27,244,933</u>	<u>\$ 30,363,217</u>	<u>\$ 22,419,358</u>	<u>\$ 21,730,882</u>

(1) This information is extracted from prior Government of Guam general-purpose financial statements.

See accompanying independent auditors' report.

**GUAM WATERWORKS AUTHORITY**

Schedule 2

Schedule of Certain Operating and Maintenance Expenses  
Years Ended September 30, 2003 and 2002

	<u>2003</u>	<u>2002</u>
Salaries and wages:		
Regular, differential and hazardous pay	\$ 9,700,873	\$ 10,946,079
Overtime pay	1,015,186	1,071,804
Pension costs	<u>4,226,175</u>	<u>2,944,881</u>
Total salaries and wages	<u>\$ 14,942,234</u>	<u>\$ 14,962,764</u>
Employees at end of year	263	311
Administrative and general:		
Bad debts	\$ 2,150,543	\$ 9,216,734
Materials and supplies	2,546,410	2,065,320
Liability claims	25,356	884,319
Chemicals	389,176	552,600
Regulatory expense	165,610	217,989
Transportation	856,787	203,930
Advertising	22,951	11,258
Communications	30,384	-
Miscellaneous	<u>105,749</u>	<u>185,746</u>
Total administrative and general	<u>\$ 6,292,966</u>	<u>\$ 13,337,896</u>
Contractual:		
Labor, materials and others	\$ 1,231,640	\$ 1,888,228
Equipment rental	1,274,103	864,679
Legal	77,026	129,262
Testing	485,882	371,460
Accounting	<u>85,054</u>	<u>62,139</u>
Total contractual	<u>\$ 3,153,705</u>	<u>\$ 3,315,768</u>

See accompanying independent auditors' report.

**GUAM WATERWORKS AUTHORITY**

Schedule 3  
Schedule of Cash Flows Indicating Financing Method  
Year Ended September 30, 2003

Cash flows used in operating activities	\$ (25,771)
Less nonpayment to GPA for 2003 expenses	<u>-</u>
Cash flows if all GPA expenses for 2003 were paid	(25,771)
Cash flows used for acquisition of utility plant, net of contributed capital received	<u>2,684,800</u>
Cash flows if GPA were fully paid and if utility plant were built, net of contributed capital received	<u><u>\$ 2,659,029</u></u>

See accompanying independent auditors' report.

**GUAM WATERWORKS AUTHORITY**

Schedule 4  
 Schedule of Construction Work in Progress  
 Year Ended September 30, 2003

Project Title	Type	Ending Balance 2002	Additions and Transfers	Close out to FA FY2003	Ending Balance 2003
Talofofo/Windward Hills Water System	Water	\$ 373,172	\$ -	\$ -	\$ 373,172
Agat/Santa Rita Sewer System	Wastewater	302,212	-	-	302,212
Leyang South Barrigada	Wastewater	250,600	-	-	250,600
New Chaot Pump Station	Wastewater	2,017,075	114,789	(2,131,864)	-
Ordot/Chalan Pago 2B	Wastewater	600,461	-	-	600,461
All Others	Water/Wastewater	1,922,947	107,007	(1,691,645)	338,309
		<u>\$ 5,466,467</u>	<u>\$ 221,796</u>	<u>\$ (3,823,509)</u>	<u>\$ 1,864,754</u>

See accompanying independent auditors' report.