

# ILEARN ACADEMY CHARTER SCHOOL



FISCAL YEAR 2018

## ABOUT US

iLearn Academy Charter School (iLACS), a STEM (Science, Technology, Engineering, and Math) School and consists of K5 thru 5<sup>th</sup> grade, opened its doors to 136 students in January 2015. As of September 30, 2018, iLACS has 500 students enrolled.

As of Spring 2019, iLearn Academy Charter School is the first charter school to receive accreditation from the Western Association of Schools and Colleges (WASC).

## TABLE OF CONTENTS

- 1 ABOUT US
- 2 OUR PERFORMANCE
- 3 OUR FINANCES
- 4 CHALLENGES & FUTURE OUTLOOK

## ILEARN ACADEMY CHARTER SCHOOL (ILACS) STRATEGIC PLAN

- GOAL 1** All ILACS students will be able perform academically at grade level.
- GOAL 2** All ILACS personnel will be well equipped with the skills and resources they need to improve instruction and student learning through ongoing professional development.
- GOAL 3** The ILACS community will provide an enriching student learning environment and a positive and supportive atmosphere for all personnel
- GOAL 4** The ILACS management will ensure that operational activities will meet high standards of accountability and resources will be utilized effectively.

### Board of Trustees

Mr. Francis Santos  
Chairman

Mrs. Helen Nishihira  
Secretary

Mr. Augusto Sablan  
Treasurer

Ms. Rachel Alquero  
Mrs. Othoniel Pineda  
Mr. Jerome Aguon  
Members

### School Leadership

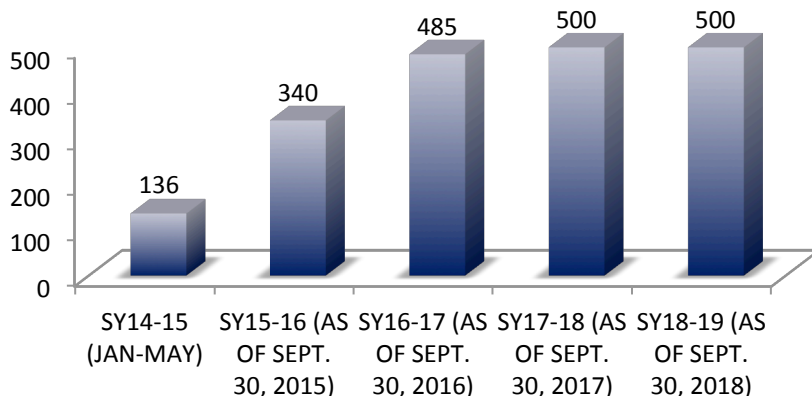
Mrs. Helen Nishihira  
Chief Operations Officer

Ms. Rachel Alquero  
Director of Curriculum & Instruction  
Principal

Mrs. Maria Singh  
Vice Principal

Mrs. Nina Field  
Business Manager

## STUDENT ENROLLMENT



# OUR PERFORMANCE

## STUDENT PERFORMANCE

### ACT Aspire Data Trend 3-5 YEARS

Table 5. ACT Aspire Spring 2018

ACT Aspire Trend Data 3-5 Years Schoolwide English Scores Average Score				
Grade	2016	2017	2018	2019
3	415R	414R	414R	
4	418R	418R	419R	
5	418C	421R	420R	

ACT Aspire Trend Data 3-5 Years Schoolwide Writing Scores Average Score				
Grade	2016	2017	2018	2019
3	421C	N/A	*	
4	422C	N/A	*	
5	422C	N/A	*	

ACT Aspire Trend Data 3-5 Years Schoolwide Reading Scores Average Score				
Grade	2016	2017	2018	2019
3	411C	409S	410S	
4	412C	413C	413C	
5	413S	416C	415C	

ACT Aspire Trend Data 3-5 Years Schoolwide Mathematics Scores Average Score				
Grade	2016	2017	2018	2019
3	411C	411C	410C	
4	413C	414C	415C	
5	412C	415C	415C	

KEY	
E	Exceeding
R	Ready
C	Close
S	In Need of Support
*	Pending Results

- **Ready** — Students in this category have met the ACT Readiness Benchmark and are on target for 50% or higher likelihood of college course success by grade 11
- **Close** — Students in this category scored below but near the ACT Readiness Benchmark
- **In Need of Support** — Students in this category performed substantially below the ACT Readiness Benchmark

# OUR PERFORMANCE

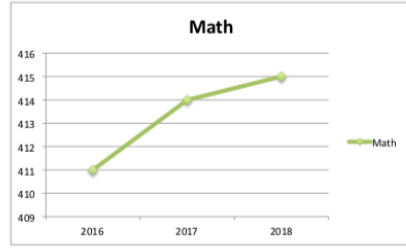
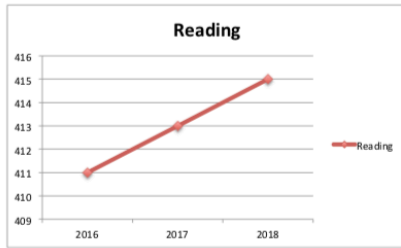
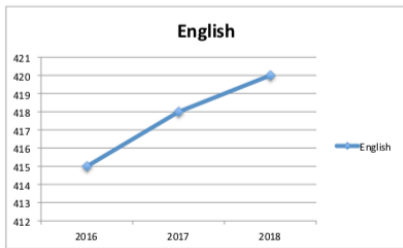
iLearn Academy Charter School tracked grade level performance that would indicate trends. SY2017-18 was the first year that the writing component was included in the state-wide assessment ACT Aspire. The chart below shows students strengths are in ELA, Math and Writing demonstrate a consistent "Close".

While there is there is a slight upward trend, scores in third grade indicates that special attention needs to be given to this program to ensure third graders across master their grade level.

ACT Aspire Data Trend Charts  
3-5 YEARS

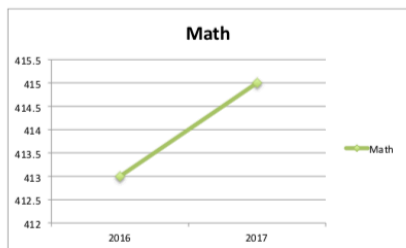
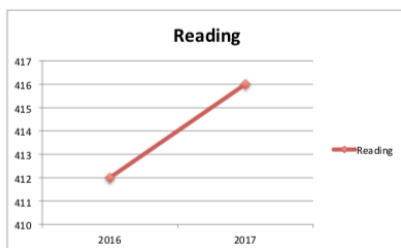
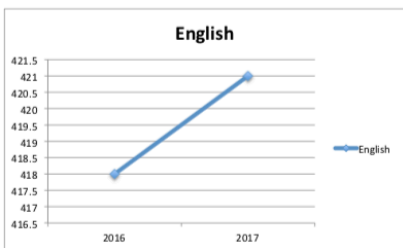
Year	English	Reading	Math
2016	415	411	411
2017	418	413	414
2018	420	415	415

\*The scores reflected below follow the Third Grade Class Cohort from School Year 2016 thru their promotion out of 5th grade in School Year 2018.



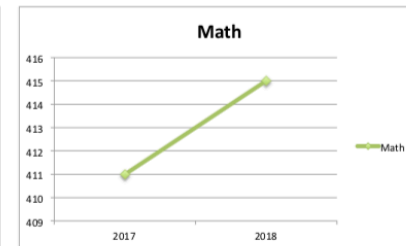
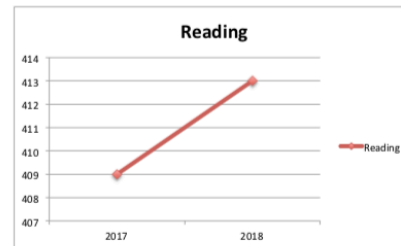
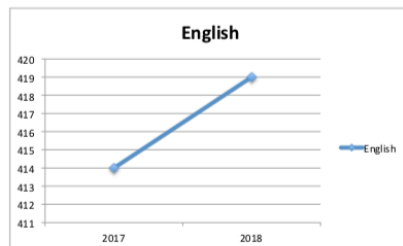
Year	English	Reading	Math
2016	418	412	413
2017	421	416	415

\*The scores reflected below followed the Fourth Grade Class Cohort from School Year 2016 thru their promotion out of 5th grade in School Year 2017.



Year	English	Reading	Math
2017	414	409	411
2018	419	413	415

\*The scores reflected below follows the Third Grade Class Cohort from School Year 2017 into Fourth Grade in School Year 2018. Their final plot point will be established in School Year 2019.



# OUR FINANCES

## FY2018 Financial Highlights

- The liabilities of the School exceeded its assets at the close of fiscal year by \$ 424 thousand (*net position*). Due to a rollover budget, the School did not receive additional enrollment cap increase as anticipated and enrollment remained at close of fiscal year is 500 students as authorized by P.L. 34-42, Chapter II, Section 3.
- The Tax Cuts and Jobs Act of 2017 also negatively impacted the School and reduced the appropriations by 8%.

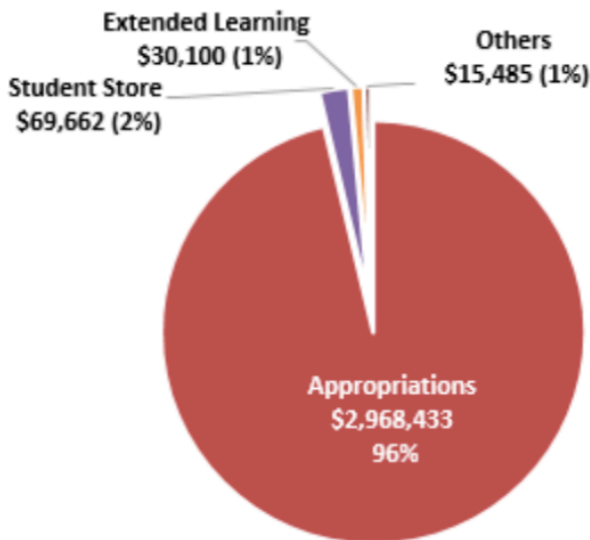
### REVENUES FY 2018

Appropriation- Students	\$2,968,433
Extended Learning	30,100
Student Store	69,662
Other Income	15,485
<b>Total Revenues</b>	<b>3,083,680</b>

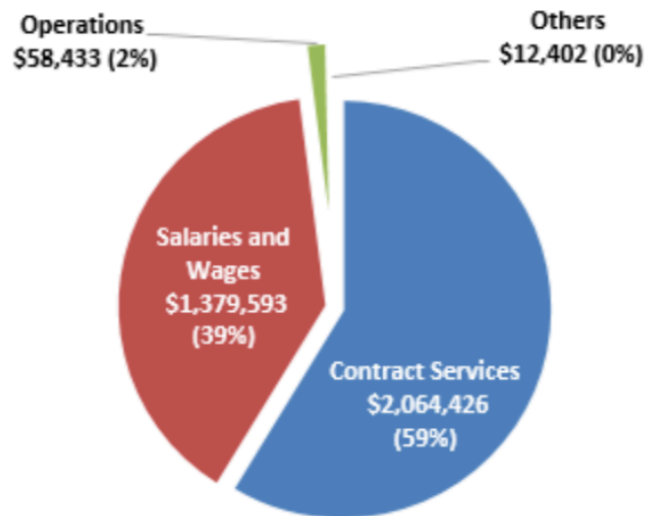
### EXPENSES FY 2018

Contract services	\$2,064,426
Salaries and wages	1,379,593
Operations	58,433
Other Expenses	12,402
<b>Total Expenses</b>	<b>3,514,854</b>

Graph 1: IACS FY 2018 Revenues




Graph 2: IACS FY 2018 Expenditures



Source: IACS FY 2018 Financial Highlights

# CHALLENGES & FUTURE OUTLOOK



## ORGANIC GROWTH

iLACS is well into its fifth school year of operations. In the past three years, iLACS growth has been through the enrollment of Kindergarten students. The number of Kindergarten students enrolled each year has been estimated at 120 students each school year. ILACS is expected to open SY2019-20 with six hundred twenty students.

## FARM to TABLE PROGRAM

iLACS is working with the community and key vendors to expand the agriculture program. This program is designed to teach elementary students the health benefits of eating more produce, the need for Guam to look into more ideas to be self-sustaining, and to explore the engineering design of agriculture and irrigation. One component added to the farm to table program is the incorporation of a cooking unit where students are able to incorporate harvested produce into their meal.

## ACCREDITATION

ILACS is currently undergoing the three-year self-study for full accreditation for Spring 2021.

## FUTURE CHALLENGES

The per pupil cost of ILACS has changed every school year. The fluctuation involved two decreases in the budget that placed ILACS in a deficit. ILACS needs to continue to work on other funding sources to carry us through periods when government allotments don't come through. ILACS goal is to reduce dependency of government funding by 20%.

## RENEWAL

ILACS' charter will expire on November 5, 2019. We are currently waiting for the Guam Academy Charter School to review ILACS' petition for renewal. Renewal will allow ILACS to remain open for another five years, until November 5, 2024.