

Kumision Ileksion Guåhan
“Bota ya un ma kuenta.”



Guam Election Commission
“Your Vote is your voice.”

414 W. Soledad Ave. GCIC Bldg. Suite 200 Hagåtña, Guam 96910 • Tel: (671) 477-9791 / Fax: (671) 477-1895 • vote@gec.guam.gov / http://gec.guam.gov

Inside this Report

2014 Primary Election Results 2
 GEC Finances 3
 Future Outlook and Challenges 4

GEC Members

Joseph F. Mesa (R), Chairman

Alice M. Taijeron (D), Vice-Chairperson

Dot H. Chargualaf (D)

G. Patrick Civile (I)

Joseph P. Mafnas (D)

Martha C. Ruth (R)

Johnny P. Taitano (R)

(D) = Democrat, (R) = Republican, (I) = Independent

Jeffrey A. Cook, Esq. (Legal Counsel)

Who qualifies to register?

An individual must meet the following qualifications as provided in 3GCA §3101 to be a registered voter on Guam:

- ✓ Must be a citizen of the United States of America.
- ✓ Must be a resident of Guam.
- ✓ Must be 18 years of age by the day set for an election.
- ✓ Must not be committed under a sentence of imprisonment.
- ✓ Must not be confined to a mental institution.
- ✓ Must not be judicially declared insane.

Who qualifies for the Decolonization Registry?

The Guam Decolonization Registry is the index of Guam Native Inhabitants who will vote in a plebiscite on the political status wishes of the People of Guam. You are a “Native Inhabitant of Guam” if you or any of your ancestors:

- ✓ Became U.S. Citizens by the 1950 Organic Act of Guam.
- ✓ Were “Inhabitants of Guam” on or before April 11, 1899, and were not already U.S. Citizens and chose not to seek citizenship elsewhere.

Decolonization Registry	1	2	3
Registered Native Inhabitants	6,340	3,950	8,032

1. Total Native Inhabitants registered on Oct. 1, 2013.
2. Chamorro Land Trust Commission Lessees per 3GCA §21002.1.
3. Native Inhabitants GEC registered on Sept. 30, 2014.

Mission Statement

The mission of the Guam Election Commission is to conduct elections in accordance with Guam and Federal laws with an efficient and effective voting process.

Guam Election Commission (GEC)

The GEC is an autonomous and independent commission of the Government of Guam. The Commission is made up of seven members, all of whom are registered voters of Guam. *I Maga'låhen Guåhan* (Governor of Guam) appoints six members, three from each political party through recommendations made by the Democrat and Republican parties. The seventh member is selected and appointed by the six members. Members serve a two-year term.

The Guam Election Commission’s administrative arm rests with Executive Director Maria I.D. Pangelinan, who serves at the pleasure of the Commission. Including the Executive Director, GEC’s full-time staff consists of fourteen employees. Precinct Officials and temporary employees are hired to work the elections. Guam has nineteen voting districts and fifty-eight precincts within the districts.

Goals and Objectives

The Guam Election Commission strives to provide a fair, honest, and orderly election process, and ensure timely election returns and resolutions on issues/questions.

Administrative responsibilities include certification of candidates, voter registration, setting up twenty-one polling places and the Election Return Center, the recruitment of Volunteer and District Registrars, Decolonization Registrars, Precinct Officials, Poll Maintenance Workers and Ballot Machine Tabulators. The GEC is also mandated to advise “officials” of the Public Officials Financial Disclosure Act and candidates’ requirement to file Election Campaign Contributions and Expenditures Report.

The Decolonization Registry is administered by the GEC. Native Inhabitants may register at the GEC during the work week, with deputized voter registrars around the island throughout the year, or at the polling sites on Election Day.

2014 Primary Election Demographics

Full-time employees	14
District Voter Registrars	28
District Decolonization Registrars	16
Telephone Operators (Election Day)	8
Poll Workers / Tabulators	28
Precinct Officials	290
Precincts	58
Polling Places	21

2014 Primary Election Results

Voter Participation

Primary Election	2014	2012	2010	2008	2006	2004
Registered Voters	49,110	49,120	50,033	49,267	52,774	53,389
Total Voted	21,553	21,401	29,120	20,948	23,021	35,715
% Voted	44%	44%	58%	43%	44%	67%

Democratic Party

Governor and Lt. Governor	Votes	Percent
GUTIERREZ, GUMATAOTAO	7,330	98.14
Write-In	139	1.86


Guam Legislature	Votes	Percent
AGUON JR., Frank Blas	6,556	7.93
RODRIGUEZ, JR., Dennis G.	6,420	7.77
CRUZ, Benjamin J.F.	6,292	7.61
ADA, Thomas C.	5,997	7.25
SAN NICOLAS, Michael F.Q.	5,974	7.23
MUNA BARNES, Tina	5,918	7.16
RESPICIO, Rory J.	5,792	7.01
WON PAT, Judith T. Perez	5,789	7.00
UNDERWOOD, Nerissa Bretania	5,654	6.84
GUTHERTZ, Dr. Judith Paulette	5,382	6.51
PALACIOS, Adolpho Borja	5,080	6.14
CRISTOBAL, Hope Alvarez	4,946	5.98
BAZA-HILLS, Derick	4,639	5.61
CRUZ, JR., Rodney A.	4,380	5.30
UNGACTA, Frank T., Jr.	3,735	4.52
Write-In	120	.15

Non-Voting Delegate to the U.S. House of Representatives	Votes	Percent
BORDALLO, Madeleine Z.	5,898	74.30
ARTERO, Matthew	2,016	25.40
Write-In	24	.30

Non Partisan

Attorney General	Votes	Percent
BARRETT-ANDERSON, Elizabeth	13,759	65.69
RAPADAS, Leonardo M.	7,115	33.97
Write-In	72	.34

The GEC successfully procured three new tabulation machines from Election Systems and Software for upcoming elections as well as new voting booths universally designed for all voters.




Republican Party

Governor and Lt. Governor	Votes	Percent
CALVO, TENORIO	11,034	99.36
Write-In	71	.64

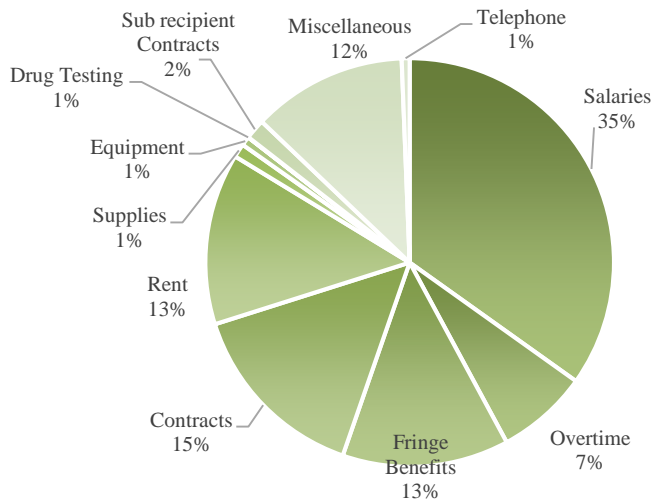
Guam Legislature	Votes	Percent
ADA, Tony	9,139	8.13
MORRISON, Tommy A.	8,800	7.83
ESPALDON, Jim	8,338	7.42
DUENAS, Christopher M.	8,296	7.38
BLAS, Frank F. Jr.	8,203	7.30
CASTRO, Wil	7,474	6.65
YAMASHITA, Ph. D., Aline A	7,460	6.64
MCCREADIE, Brant T.	7,305	6.50
MENDIOLA, Adonis J.C.	7,117	6.33
LEON GUERRERO, Glenn A.	6,904	6.14
TORRES, Mary Camacho	6,701	5.96
BLAS, Roland	6,254	5.57
TAITANO, Michelle Hope	5,786	5.15
BENAVENTE, Felix C.	5,530	4.92
PEREZ, Valentino Gumataotao	5,460	4.86
CARLOS, Romeo	3,451	3.07
Write-In	151	.13

Non-Voting Delegate to the U.S. House of Representatives	Votes	Percent
METCALFE, Margaret G.	6,753	98.25
Write-In	120	1.75



Guam Election Commission Finances

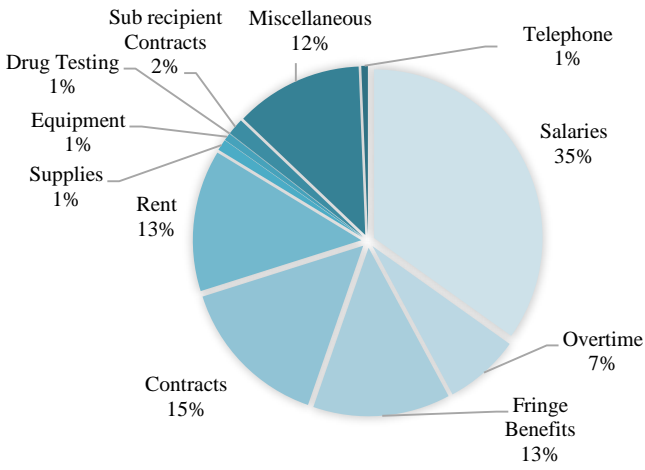
Fiscal Year 2014 Appropriations



Appropriations	2014	2013	%
Salaries	343,191	222,995	54%
Overtime	71,488	27,624	159%
Fringe Benefits	129,859	86,040	51%
Contracts	145,767	220,219	-34%
Rent	133,679	133,394	0%
Supplies	10,667	1,856	475%
Equipment	7,019	--	--
Drug Testing	240	--	--
Sub recipient Contracts	15,709	--	--
Miscellaneous	120,689	55,940	116%
Telephone	6,187	7,959	-22%
Subtotal	987,497	756,027	31%
HAVA funding*	100,000	--	--
P.L. 32-171*	266,550	--	--
Decolonization Registry**	110,467	204,089	**
Total	1,464,514	960,116	53%

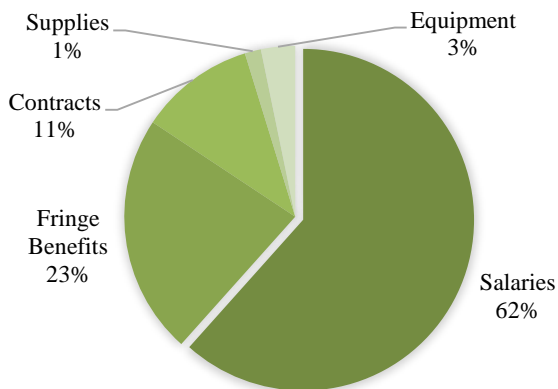
(*) Additional appropriations received from Help American Vote Act (HAVA) and special legislative appropriation for the purchase of new tabulation machines and voting booths.
 (**) Decolonization fund a continuing appropriation since 2011.

Fiscal Year 2014 Expenditures



General Fund Expenditures

Expenditures	2014	2013	%
Salaries	343,190	222,994	54%
Overtime	71,487	27,623	159%
Fringe Benefits	129,858	86,039	51%
Contracts	145,761	218,871	-33%
Rent	133,679	133,394	0%
Supplies	10,591	1,823	481%
Equipment	7,019	--	--
Drug Testing	240	--	--
Sub recipient Contracts	15,709	--	--
Miscellaneous	120,689	55,940	116%
Telephone	6,187	7,475	-17%
Subtotal	984,397	754,160	31%



Guam Decolonization Registry Expenditures

Expenditures	2014	2013	%
Salaries	51,985	47,135	10%
Fringe Benefits	19,153	17,424	10%
Contracts	9,222	3,557	159%
Supplies	1,291	--	--
Equipment	2,722	10,757	-75%
Miscellaneous	--	17,031	--
Subtotal	84,374	95,906	-12%

Significant Changes in FY 2014

1. The significant increase of expenditures can be attributed to the increase in full time employees, increase in wages for precinct officials and increase in cost for supplies.
2. The increase in appropriation can be attributed to preparation for the Primary election with new procedures mandated by Public Law 31-61 as well as the planned purchases of ballots stock and new tabulation equipment.



Upcoming Elections

2014 Elections

General Election

Tuesday, November 4th, 2014
Polls open from 7:00 a.m. to 8:00 p.m.

Offices Up for Election

- ✓ *I Maga' Lahren Guåhan / I Segundo na Maga' Lahren Guåhan*
- ✓ Non-Voting Delegate to the U.S. House of Representatives (1 seat)
- ✓ *I Mina' Trentai Tres na Liheslaturan Guåhan (15 seats)*
- ✓ Attorney General (1 seat)
- ✓ Guam Education Board (6 seats)
- ✓ Consolidated Commission on Utilities (3 seats)
- ✓ Judicial Retention Questions
- ✓ Legislative Submitted Referendum

2016 Elections

Primary Election

Saturday, August 27th, 2016
Polls open from 7:00 a.m. to 8:00 p.m.

General Election

Tuesday, November 8th, 2016
Polls open from 7:00 a.m. to 8:00 p.m.

Looking Forward

In anticipation of future elections, the GEC continues to strive in:

- Preparing for the upcoming 2014 General Election ensuring that elections are conducted in a fair, efficient, and effective manner.
- Preparing use of new tabulation machines and new voting booths for all precincts.
- Continuing efforts to register Native Inhabitants for the Guam Decolonization Registry.

Challenges

The GEC confronts issues and barriers with:

- Populating the Decolonization Registry
- Increasing the number of registered voters and voter participation.
- Preparing for the legislative submitted referendum for medicinal cannabis as issued by Public Law 32-134.
- Validating the voter registry.
- Hiring of 290 precinct officials; 21 poll maintenance workers; 8 telephone operators, 4 homebound officials; and 8 tabulators.
- Payment for outstanding prior year obligations



Kumision Eleksion Guåhan

GUAM
ELECTION
COMMISSION

Your vote is your voice.
Bota ya un ma kuenta.