



**CITIZEN  
CENTRIC  
REPORT**

**FISCAL YEAR 2018**

**We Are:** Guahan Academy Charter School (GACS) is a 501(c)(3) non-profit, private corporation. The Charter School was established (1) to provide a free, public charter school that is non-discriminatory in its admission policies; (2) to enroll students who reside throughout any of the villages on Guam; and (3) to serve as a prototype school for the National Institute for Direct Instruction (NIFDI) School Wide Reform Model.

**Mission:** At Guahan Academy Charter School, our mission is to empower our students with proven educational practices and social supports to be productive citizens in the community.

**Student Learner Outcomes:** GACS students will be

- Goal Oriented
- Active Communicators
- Critical Thinkers who
- Strive for Lifelong Success

**Charter:** GACS is Guam's first charter school approved on August 5, 2010. It opened its doors to 490 students in August 2013. As of September 30, 2017, GACS has 984 students, with the largest population as we opened to Pre-Kindergarten.

**Governance:**

Board of Trustees:

- Fe Valencia-Ovalles, Chairwoman
- Hentrick M. Eveluck, Vice-Chairman
- Victor A. Perez, Treasurer
- Dr. Jacqui Cyrus, Secretary
- Rosie Tainatongo, Member

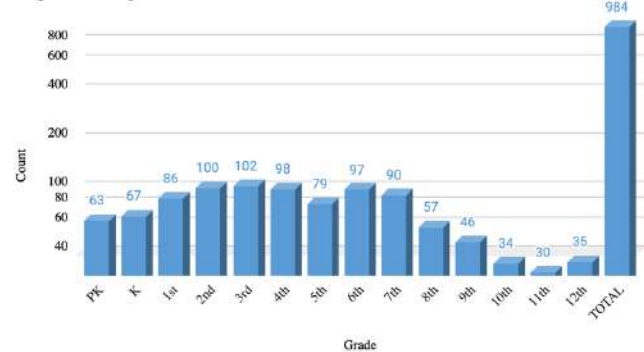
Administrators:

- Dr. Judith Won Pat, Chief Academic Officer
- Mary Mafnas, Dean of Elementary
- Teresita Cruz, Dean of Secondary

| Fiscal Year  | GACS Budget Request and *Council recommended approval  | Funding Capped By Budget Law At Number of Specified Students   | Authorized APPROPRIATION                                    | Budget Law  |
|--|--|--|---|---|
| FY 2018 Submitted: 1/25/17 from Council to Speaker | \$6,597,500.00<br>*Charter Approved Enrollment of 1,015 Approved by Council and DOE Included in budget | Funding capped at 740  | \$4,810,000.00 Per Pupil Authorization @ \$6,500            | P.L. 34-42 9/16/17 - Override of Bill 22-34 Designated into law-9/19/17 |
| FY 2017  | \$4,810,000.00<br>*Approved Enrollment of 740  | Funding Capped at 740 Per Pupil Funding Raised by Sen. BJ Cruz | \$4,810,000.00 Per Pupil Authorization Increased to \$6,500 | P.L. 33-185 Lapsed into law 9/10/16 (Bill 250-33)                       |
| FY 2016  | \$3,520,000.00<br>*Approved Enrollment of 640  | Funding Capped at 600  | \$3,300,000.00 Per Pupil Authorization @\$5,500             | P.L. 33-66 Lapsed into law 9/15/15 (Bill 37-33)                         |

**OUR DEMOGRAPHICS**

Population by Grade Level



**Citizenship:**

| Citizenship             |       |
|-------------------------|-------|
| Citizenship             | Count |
| CNMI                    | 20    |
| FSM                     | 30    |
| Hong Kong               | 2     |
| Japan                   | 2     |
| Republic of Palau       | 1     |
| Republic of Philippines | 4     |
| Korea                   | 1     |
| USA                     | 829   |
| Other                   | 95    |
| TOTAL                   | 984   |

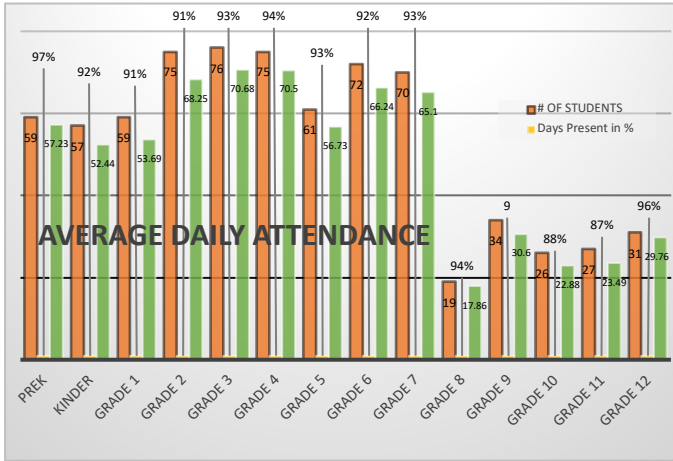
**Language:**

| Language  |       |
|-----------|-------|
| Language  | Count |
| Cantonese | 2     |
| Chinese   | 2     |
| Chuukese  | 73    |
| English   | 755   |
| Japanese  | 7     |
| Korean    | 2     |
| Kosrean   | 3     |
| MIXED     | 44    |
| Pohnpeian | 10    |
| Spanish   | 1     |
| Tagalog   | 3     |
| Yapese    | 3     |
| Other     | 79    |
| TOTAL     | 984   |

**Ethnicity:**

| Ethnicity         |       |
|-------------------|-------|
| Ethnicity         | Count |
| Carolinian        | 9     |
| Caucasian         | 26    |
| Chinese           | 1     |
| Filipino          | 77    |
| Hawaiian          | 3     |
| Hong Kong         | 3     |
| Japanese          | 17    |
| Korean            | 8     |
| Pacific Chamorro  | 567   |
| Pacific Chuukese  | 179   |
| Pacific Kosrean   | 4     |
| Pacific Pohnpeian | 26    |
| Pacific Yapese    | 17    |
| Pacific Palauan   | 20    |
| Samoan            | 2     |
| Tahitian          | 3     |
| Other             | 22    |
| TOTAL             | 984   |

The chart shows that the highest attendance rate comes from Pre-Kindergarten at 97% and Grade 12 at 96%.



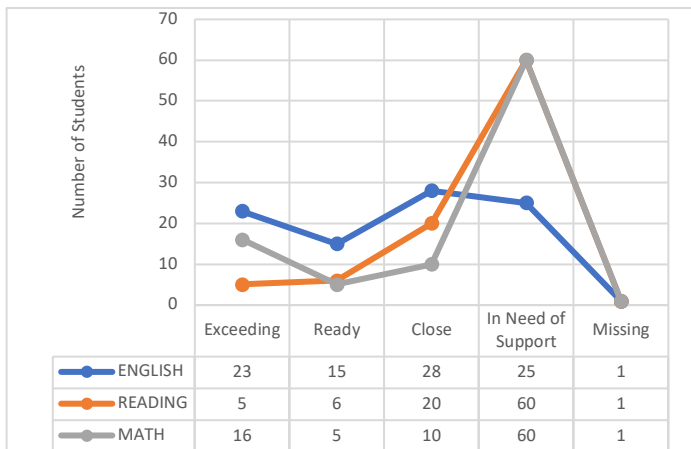
Below is a chart that reflects the number of students with an Individualized Education Plan (IEP) in the K-5 program, their gender, and related services for the last two years.

| IEP                                 | SY 2016-2017 | SY 2017-2018 |
|-------------------------------------|--------------|--------------|
| Total # of K-5 Students             | 9            | 8            |
| Male                                | 7            | 6            |
| Female                              | 2            | 2            |
| Speech/Language Services            | 5            | 4            |
| Transportation Services             | 2            | 2            |
| Consultation/Monitoring Services    | 0            | 1            |
| Extended School Year (ESY) Services | 3            | 2            |

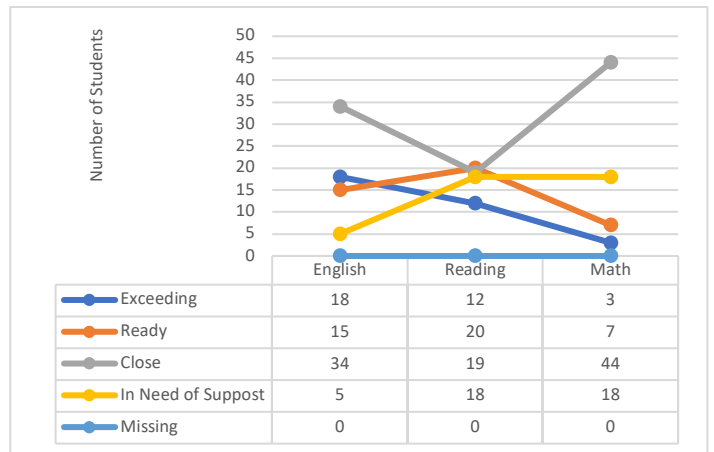
### OUR PERFORMANCE:

The ACT Aspire results highlight a strength in the **English** subtest. Ninety percent of the students who took the test were in the “exceeding”, “ready”, and “close” categories. Only 10% of the students scored in the “In Need of Support”. However, in **Reading**, 25% percent of the total tested students scored in the “in need of support” category; the remaining 75% were in the “Exceeding”, “Ready”, and “Close”. In the **Math** subtest, 24% scored in the “in need of support” category.

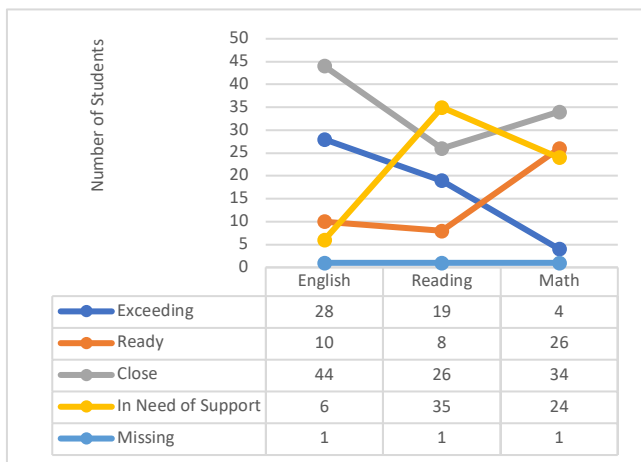
Composite 3<sup>rd</sup> Grade Act/Aspire Test Results by Scaled Score



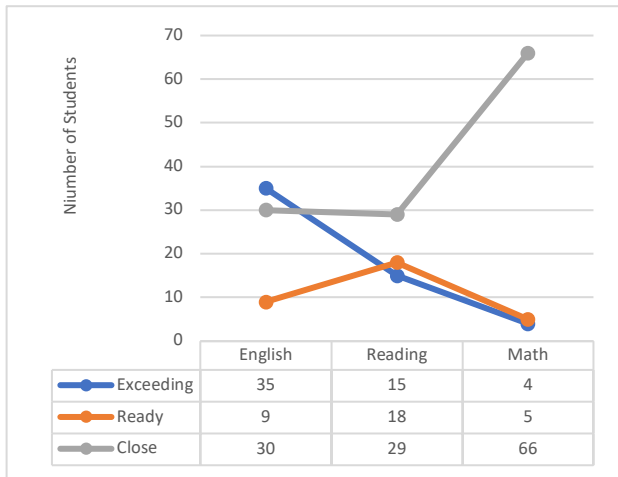
Composite 5<sup>th</sup> Grade Act/Aspire Test Results by Scaled Score



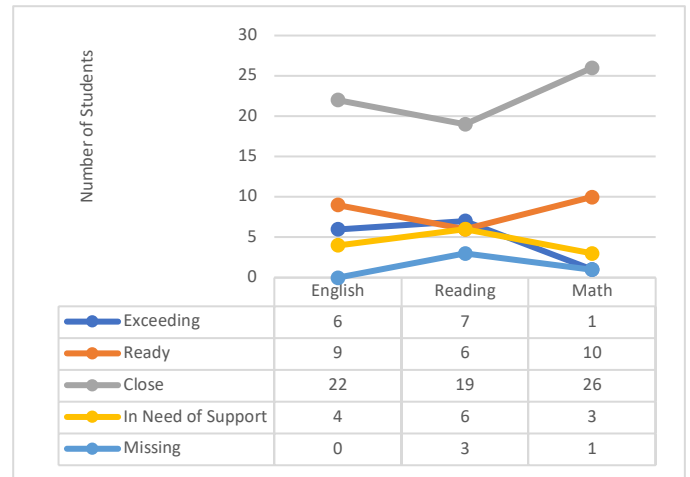
Composite 4<sup>th</sup> Grade Act/Aspire Test Results by Scaled Score



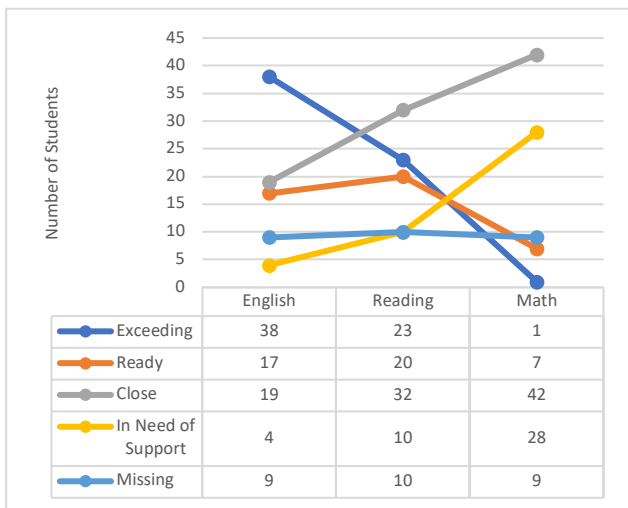
Composite 6<sup>th</sup> Grade Act/Aspire Test Results by Scaled Score



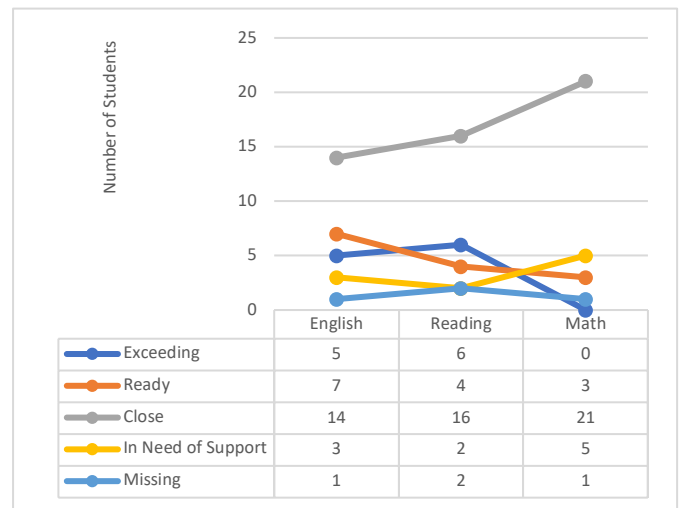
Composite 9<sup>th</sup> Grade Act/Aspire Test Results by Scaled Score



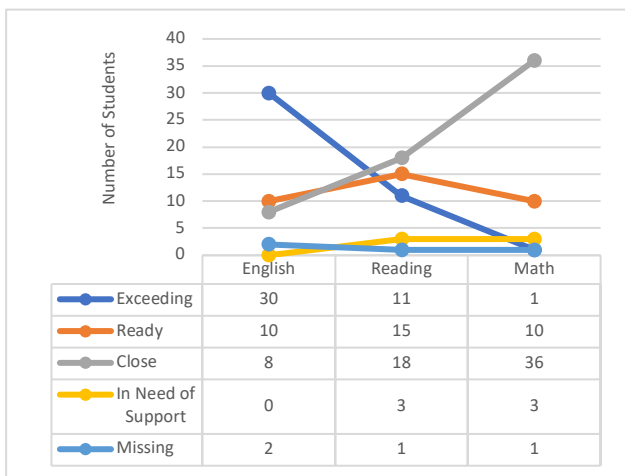
Composite 7<sup>th</sup> Grade Act/Aspire Test Results by Scaled Score



Composite 10<sup>th</sup> Grade Act/Aspire Test Results by Scaled Score



Composite 8<sup>th</sup> Grade Act/Aspire Test Results by Scaled Score



## OUR FINANCES:

| FY 2018 Revenue        |                     |
|------------------------|---------------------|
| Per Pupil Allocation   | 4,475,394.00        |
| Grant                  | 120,169.00          |
| Donations              | 635,380.00          |
| Miscellaneous          | 945.00              |
| Extended Learning      | 16,026.00           |
| Student Meals          | 11,345.00           |
| Fundraising and Others | 67,542.00           |
| <b>Total Revenue</b>   | <b>5,326,801.00</b> |

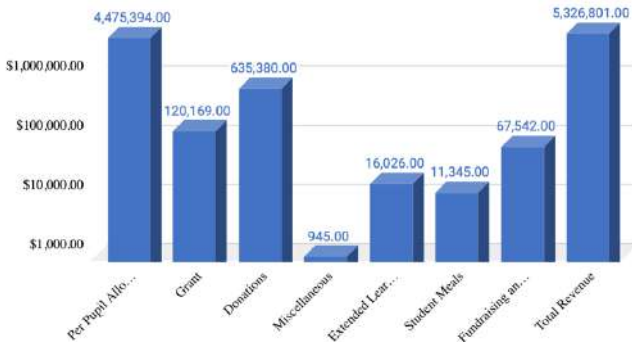
| FY 2018 Expenditures           |                     |
|--------------------------------|---------------------|
| Personnel                      | 2,383,377.00        |
| Benefits                       | 265,087.00          |
| Travel                         | 4,491.00            |
| Contractual Services           | 854,463.00          |
| Office Space Rental            | 635,380.00          |
| Facility Expansion             | -                   |
| Materials and Supplies         | 32,168.00           |
| Books/Online Res               | (11,210.00)         |
| Testing Supplies (Classrooms)  | -                   |
| Workmen's Comp & Gen Liability | 23,452.00           |
| Miscellaneous Expense          | 74,009.00           |
| Power                          | 123,567.00          |
| Water                          | 26,949.00           |
| Telephone/Toll/Wifi/Svc        | 43,994.00           |
| Impairment Loss                | 3,055,804.00        |
| Depreciation Expense           | 120,101.00          |
| Interest Expense               | 4,178.00            |
| <b>Total Expenses</b>          | <b>7,635,810.00</b> |

### INDEPENDENT AUDITS: (Available at: [www.quahanacademy.org](http://www.quahanacademy.org))

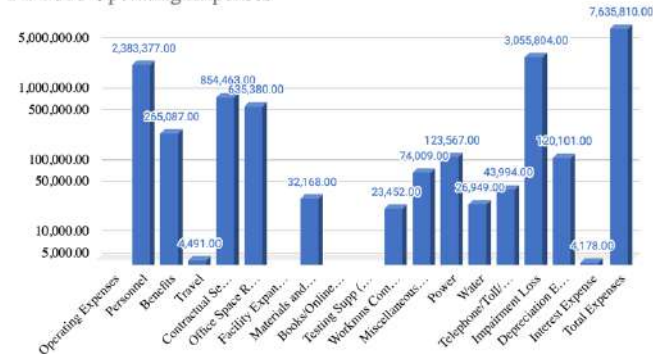
- FY18 – Deloitte & Touche, LLP
- FY17 – Burger, Comer & Magliari
- FY16 – Burger, Comer & Magliari
- FY15 – Burger, Comer & Magliari
- FY14 – Magliari & Associates

Note: RFP for FY19-FY20 Independent Audit Services is being published and awaiting respondents to RFP.

FY 2018 Revenues



FY 2018 Operating Expenses



## OUR CHALLENGES AND FUTURE OUTLOOK:

### Accreditation

On February 1, 2018, a potential withholding of candidacy notice was given to GACS in which GACS responded with an Order to Show Cause (OSC) and a third visit on March 19, 2018. The committee included two members from WASC. After the third visit, on May 1, 2018 a Withholding of Candidacy was issued, citing "for violations concerning requirements of legal authority, substantive changes, and candidates for accreditation" as the generalized reasoning for the withholding which was elaborated upon within the same text.

On June 1, 2018, GACS made an appeal to the Commission regarding the withholding of candidacy. Subsequently on June 18, 2018, the Commission acknowledged the appeal and on July 10, 2018, a Substantive Change Explanation form was sent to GACS and was completed regarding the nature of change being the relocation of the middle and high school students to the main campus and the student enrollment for SY 2018-2019 at 740; the reason for the changes being the Land Use Agreement of Temporary Facility at Shin Trust Properties expired June 30, 2018 and the FY 2018 budget capped funding for 740 and Main Facility not adequate to house more than 740 pupils respectively.

On August 13, 2018, the WASC Appeal team scheduled a visit for October 10, 2018.

| Date               | Event   | Exhibit   |
|--------------------|---|---|
| December 11, 2013  | GACS Request for WASC Affiliation   | Affiliation Application   |
| June 21, 2015      | WASC Acknowledgement of GACS Affiliation Request                                    | Dr. George's Letter   |
| September 10, 2015 | Dr. Marilyn George's First Visit to the GACS Campus                                 | Dr. George's E-mail   |
| December 30, 2016  | <b>GACS School Report Filed with WASC</b>   | <b>GACS Submittal Letter</b>  |
| April 6, 2017      | <b>#1 Visiting Team- WASC Initial Visit</b>   | <b>Roster of Visiting Team; #1 Visiting Team Schedule; Initial Team's Finding; WASC Chairman's Letter</b> |
| June 29, 2017      | <b>Candidacy Status Granted</b>   | <b>WASC Chairman's Letter</b>   |
| September 19, 2017 | <b>#1 GACS Substantive Change Notice</b>  | <b>GACS #1 Substantive Change</b>   |
| November 3, 2017   | <b>#2 Visiting Team-WASC Substantive Change</b>                                     | <b>Dr. George's Confirmation; #2Team Visit Concerns</b>   |
| December 12, 2017  | <b>Amendment No. 1 to GACS School Report RE: WASC Report on Substantive Changes</b> | <b>Amendment No. 1</b>  |

### Accomplishments



SY 2018 Graduates



Mariella Cruz <[mcruz@guamopa.com](mailto:mcruz@guamopa.com)>

---

## Fwd: GACS FY2018 CCR

---

**Christian Rivera** <[crivera@guamopa.com](mailto:crivera@guamopa.com)>  
To: Mariella Cruz <[mcruz@guamopa.com](mailto:mcruz@guamopa.com)>  
Cc: Clariza Roque <[croque@guamopa.com](mailto:croque@guamopa.com)>

Fri, Jul 16, 2021 at 4:06 PM

Hi Mariella,

Forwarding GACS FY 2018 CCR. Thank you.

----- Forwarded message -----

From: **Bernadette Lacap** <[blacap@guahanacademy.org](mailto:blacap@guahanacademy.org)>  
Date: Fri, Jul 16, 2021 at 4:04 PM  
Subject: GACS FY2018 CCR  
To: Christian Rivera <[crivera@guamopa.com](mailto:crivera@guamopa.com)>  
Cc: J Won Pat <[ceo.jwonpat@guahanacademy.org](mailto:ceo.jwonpat@guahanacademy.org)>

Hi Christian,

Please see attached Guahan Academy Charter School's CCR for FY 2018.

Thank you,

Badette Lacap  
GACS Business & Finance Office

---

 **CCRannual rep nos - FY18 SY17-18 REPORT\_abs.pdf**  
1664K