

# GUAM DEPARTMENT OF CORRECTIONS

Dipattamenton Mangngurihi  
A Citizen-Centric Report | FY2015



**PRIDE:** Professionalism, Respect, Integrity, Dignity, and Excellence

## OUR MISSION

"CUSTODY, CLASSIFICATION, CONTROL, REHABILITATION, AND REINT"

## WHO WE ARE

In 1968, Public Law 9-208 established the Department of Corrections within the Executive Branch of the Government of Guam. On November 01, 1968, Governor Manuel F.L. Guerrero signed Executive Order 68-23. Upon signing Executive Order 68-23, the Guam Penitentiary transferred from the Department of Public Safety to the Department of Corrections.

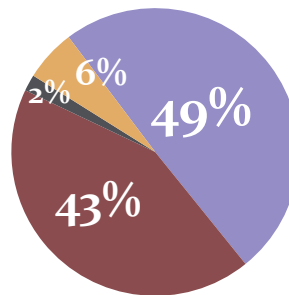
## STRATEGIC GOALS



- Provide custodial care for convicts
- Protection of the People's Right
- Ensure a suitable living condition
- Protection from law offenders

## DEMOGRAPHICS

Detainees	2013	2014	2015	% Change
Inmates	251	290	374	28.97%
Local	423	390	324	(16.92%)
Off-island	19	21	14	(33.33%)
Federal	39	29	44	51.72%
Immigration	8	9	0	(100.00%)
<b>Total</b>	<b>740</b>	<b>739</b>	<b>756</b>	<b>2.30%</b>



## Table of Contents

Who we are .....	1
Performance .....	2
Financials.....	3
Future Outlook ..	4

### Leadership

Jose A. San Agustin  
*Director*


Carla Borja  
*Deputy Director*

Alan P. Borja  
*Warden*

## Full-Time Personnel

20'	Officer	Civilian	Total
13	165	15	180
14	164	16	180
15	193	23	216
%	15.02%	30.4%	16.67%

101 Mashburn Lane  
Mangilao, Guam 96923  
T: (671) 735-5170  
F:(671) 734-4006  
[www.doc.guam.com](http://www.doc.guam.com)



# PERFORMANCE

- 59% (220 out of 376 inmates) had prior felony or misdemeanor. (This % does not represent the official return rate of the Department)

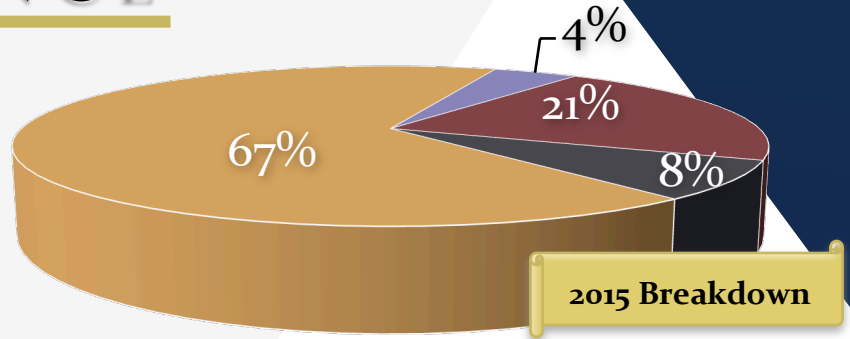
## Methods of Rehabilitation

- Anger management
- Mother/Father read classes
- GED Classes (via GCC)
- Residential Substance Abuse Treatment (RSAT) program
- Inmate work
- Religious and psychological services

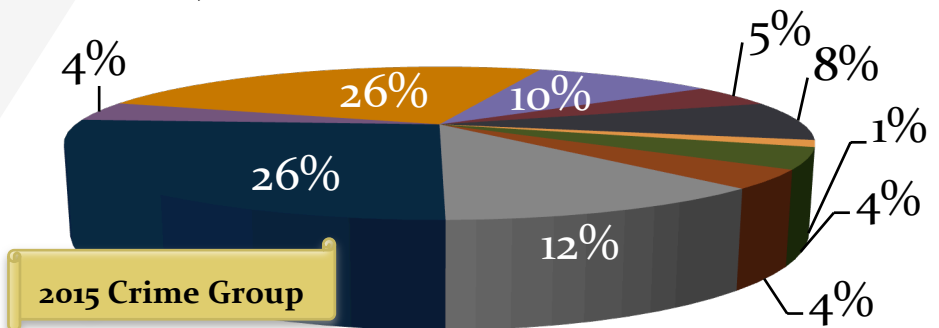
## Re-integration Programs

- Work credit program (community service)
- Education release program (go to school to get a degree)
- Work release (get and maintain employment)

What would you like to see reported on in this page? Please let us know by contacting 735-5170 or visit our website on [www.doc.guam.gov](http://www.doc.guam.gov)



Crime Breakdown	2013	2014	2015	% Increase
Sex	419	423	420	(0.71%)
Against Person: murder, manslaughter, robbery	2,567	2,088	2,000	(4.21%)
Property: burglary, theft, stolen property, fraud	745	710	726	2.25%
Misc. & Revocations: drug charges, parole / probation violations, others	5,669	5,037	6,272	24.52%

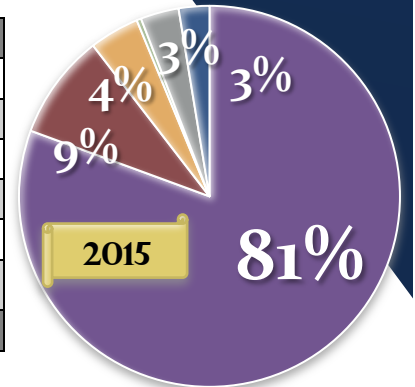


Crime Group	FY13	FY14	FY15
Assault	1,286	916	927
Burglary & Robbery	423	469	435
Crimes Against Family and Children	1,005	857	781
Criminal Homicide	123	125	134
Criminal Sexual Conduct	419	423	420
Drug Abuse	209	204	366
Drinking & Disorderly conduct	1,308	1,002	1,104
SCOG & PSD Commitments	1,553	1,681	2,471
Theft & Stolen Property	386	374	382
Other Crimes	2,688	2,207	2,398
<b>Total</b>	<b>9,400</b>	<b>8,258</b>	<b>9,418</b>

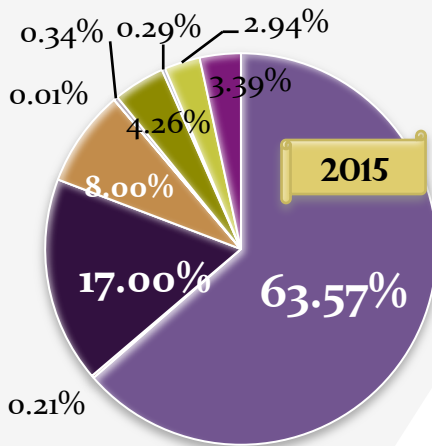
# FINANCIALS

## BUDGETED REVENUES & EXPENSES

FUNDING SOURCE	2013	2014	2015	%
General Fund	\$20,241,932	\$20,872,670	\$24,792,992	18.78%
Federal Grant	3,360,513	3,250,038	2,749,344	(15.41%)
DOC Revolving	867,594	1,410,090	1,301,525	(7.70%)
Safe Streets Acts	108,174	117,536	118,403	0.74%
Supplemental Approp.	-	-	1,000,000	0.00%
Tourist Attraction	-	-	798,989	0.00%
<b>TOTAL</b>	<b>\$24,578,212</b>	<b>\$25,650,334</b>	<b>\$30,761,253</b>	<b>19.93%</b>



EXPENDITURES	2013	2014	2015	%
Salaries & Benefits	\$14,361,324	\$15,344,995	\$16,940,750	10.40%
Supplies	227,507	\$155,871	\$56,581	(63.70%)
Contract	3,762,420	\$3,685,697	\$4,529,927	22.91%
Travel	5,036	-	-	-
Utilities	1,791,218	\$1,927,319	\$2,132,978	10.67%
Equipment	-	\$2,196	\$2,187	(0.41%)
Others	69,760	\$117,973	\$90,143	(23.59%)
Total Gen. Funds	\$20,217,265	\$21,234,051	\$23,752,564	11.86%
Total Fed. Funds	1,432,894	1,526,805	1,451,597	(4.93%)
DOC Revolving	599,229	924,530	1,134,479	22.71%
Safe Streets Acts	77,245	84,283	76,365	(9.39%)
Tourist Attraction	-	-	783,635	100.00%
Supp. Approp.	-	-	902,825	100.00%
<b>Total Expenditures</b>	<b>\$22,326,633</b>	<b>\$23,769,669</b>	<b>\$28,101,467</b>	<b>18.22%</b>



## SIGNIFICANT CHANGES

- The increase in salaries and benefits were mainly due to new hires of officers and civilian employees.
- There is an increase in overtime due to the officer shortage and increase in pay.
- The increase of expenditures in utilities was mainly due to water expenditures.
- The increase in contract expenditures was mainly due to prison issues.

DOC is part of the Government- Wide annual audit. An independent audit was conducted, resulting in a clean audit opinion. Complete financial information can be found at <http://opaguam.org/reports-audits/financial-audits>.

# CHALLENGES & OUTLOOK

## WHAT'S NEXT FOR DOC?



*We strive to ensure all inmates being released are safe to return to society.*

**WE WANT TO HEAR FROM YOU!**



Do you like this report? Is there any other information you would like to see included? Please let us know by contacting Mark Perez at 734-4006 or email at [mark.perez@doc.guam.gov](mailto:mark.perez@doc.guam.gov)



## OUR CHALLENGES

- **Financial challenges:** The increasing costs of utilities, medical, and rehabilitation costs, plus overtime continue to affect the department, and revenues continue to be insufficient.
- **Over population:** The number of inmates in 2015 is at 756, while facilities are rated at 448, so units and buildings had to be converted to housing units to house prisoners.
- **Inadequate staffing:** There is a need for additional uniform corrections and parole officers for safety and security and to address overtime issues and civilian and treatment staff to provide prisoner services and administrative needs.



## OUR OUTLOOK

The Department of Corrections seeks to accomplish the following:

- Implementing and offering certified constructions trades courses for DOC inmates.
- Continuing to provide education to inmates through GCC and others.
- Revamping the re-entry programs by collaborating with other agencies such as the Department of Labor.
- Improving safety by addressing repairs to the electronic locking system.
- Addressing staffing difficulties through additional staff and efficient management of current personnel.