

Fiscal Year 2012

Adonis J. Mendiola
Director

Telephone: 735-5010
Fax : 734-7536
website: dya.guam.gov



CITIZEN CENTRIC REPORT



About Us

Mission Statement

The mission of the Department of Youth Affairs (DYA) is to improve the quality of life on Guam for all people by the development and implementation of programs and services that promote youth development, decrease juvenile delinquency and status offenses, strengthen the family unit, protect the public from juvenile delinquents, ensure that offenders are held accountable for their actions and are provided with appropriate treatment, and provide restitution to the victims.

As per Public Law 14-110, the purpose for DYA is to plan, coordinate and/or implement programs, services and activities geared toward youth development, rehabilitation and involvement in the community.

Goals

Reduce the recidivism rate of youth remanded to the Youth Correctional Facility (YCF) by 10% a year;

Increase the quantity and quality of youth programs and services for youth within the YCF and Cottage Homes; and

Increase programs that promote community oriented programs for youth to divert away from criminal / status offenses via the three Resource Centers.



Objectives

Ensure staff are qualified and well trained;

Maintain proper facilities and equipment; and

Develop and implement effective and efficient programs/ services.

DYA's three divisions are:

1) Vocational Rehabilitation and Support Services - *Administrative Services Unit* oversees all budgetary and administrative duties, including personnel, procurement and accounting; *Maintenance Section* manages vehicle, building maintenance and custodial service; *Culinary Unit* provides meals for all clients;

2) Special Services - Youth Correctional Facility and Cottage Homes provide 24-hour care and custody of juveniles; and

3) Youth Development - *Counseling Case Management Unit* provides case work, treatment and rehabilitation services to clients remanded/adjudicated to YCF, establish, update and maintain data collection and statistical information; *Community Social Development Unit*, *Resource Centers* provide case work, treatment and rehabilitation services to juvenile offenders remanded/adjudicated to YCF and Cottage Homes' status offenders and non-offenders, including community-based skills-building activities for children and youth at-risk and their families; *Prevention Unit* administers federally funded programs and coordinates and collaborates with other organizations for the implementation of prevention and youth development activities and collection and analysis of data on youth issues.

Published August 2013

STOP Underage Drinking



TWENTY-ONE MEANS 21

Guam has **ZERO TOLERANCE** for Underage Drinking
Department of Youth Affairs is Enforcing Underage Drinking Laws

Inside this issue:

ABOUT DYA	1
PROGRAMS/SERVICES	2
FINANCIAL DATA	3
FORECAST	4

Youth Development

-Lagu (Northern) Resource Center
 -Central (Kattan) Resource Center
 -Haya (Southern) Youth Center

After-School Care Program – Provides after-school activities including case management services that support early childhood, academic, and social development to children who are at risk of becoming involved in crime, are victims of crime, or at-risk of engaging in dangerous behaviors.

Jumpstart – A treatment-oriented program designed to integrate and reunify clients with their families, schools and community through an extended furlough concept and reducing the confinement time period in the Youth Correctional Facility.

Aftercare – A community-oriented outreach program that provides intensive monitoring and an array of services including case management, school shadowing mentoring and other services for clients released from the Youth Correctional Facility and Cottage Homes.

Chansa – A three-hour workshop consisting of Youth Laws, Realities of Institutional Living and Department of Corrections Parolees' Testimonies to divert at-risk children and youth from entering the juvenile justice system.

SCORE – School presentations on the realities of institutional living in a correctional institution and the process of the juvenile justice system.

Other Services: Computer Labs; Homework Assistance; Outreach Counseling Crisis Intervention

Counseling Case Management Unit
 Client Assessments/Drug and Alcohol Screening; Case Management; Crisis Intervention; Individual and Family Counseling; Clientele Database; Support Groups

Prevention Unit

One Nation Alcohol Free Campaign, Responsible Beverage Service (RBS) Campaign, Governors Task Force on Drug/Crime Prevention, in addition to various community partnerships for annual events.

YCF and Cottage Homes

-Intake Processing
 -Step Plan Program
 -Client Vocational Program
 -DOE Liheng Famagu'on School
 -Client Activities/Visitations
 -Faith-based Organizations

In Table 1, the total admission had a slight decrease from 606 in 2011 to 551 in 2012; while the recidivism rate in Table 2 was at 63.37% in 2011 and 63.15% in 2012. The total admissions dropped about 9% and the recidivism rate dropped 0.22%.

Table 1. DYA ADMISSIONS 2010 – 2012

Year	2010	2011	2012
Total Admission	477	606	551
1st contact	181	222	203
2nd or more contacts	296	384	348

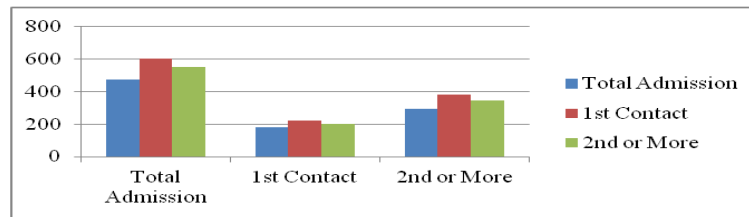


Table 2. DYA RECIDIVISM

Year	2010	2011	2012
Recidivism Rate	62.05%	63.37%	63.15%

Contributing to these slight decreases is that truancy offenses have also decreased due in large part to ongoing efforts of follow up by DYA social workers. Once the youth is released from YCF or Cottage Homes, case management services continue or the youth is referred to other appropriate services.

However, with the slight improvement in recidivism and decline in admissions, there were 223 Violation of Court Orders (VCOs) out of 660 total admissions in 2011; while in 2012, the percentage of VCO's increased to 52%, 281 out of 551 admissions, which was a 15% increase in VCO admissions for one year to the next. Consistently over the years, VCOs have been the highest offense youths are incarcerated for at YCF.

It is difficult to pinpoint any one reason for the large increase, however, it seems to be a reflection of the teens and parents overall inability to follow-up with the orders of the court and perhaps the school administrators' handling of "court-involved" clients. A breakdown of the specific reasons for the VCO's would need to be done (e.g., what VCO was school-related, substance related, and what actually happened.).

More intense collaboration and communication with the judges, school officials, probation officers, and parents must occur to increase positive effects. Other services are also needed in the community with more DYA postvention staff to focus on deterring violations to reduce the population in YCF, but also to implement alternatives other than incarceration.

In addition, research on evidence-based approaches preventing recidivism and specifically violations of court orders will be done by DYA staff. After those series of meetings, action steps and plans will be formulated and implemented all while working closely and communicating directly with other child-serving agencies and personnel.

Based on statistical data, the Resource Centers have been effective and have kept numerous children and youth of Guam safer, helped working families, and inspired successes among many of those served.

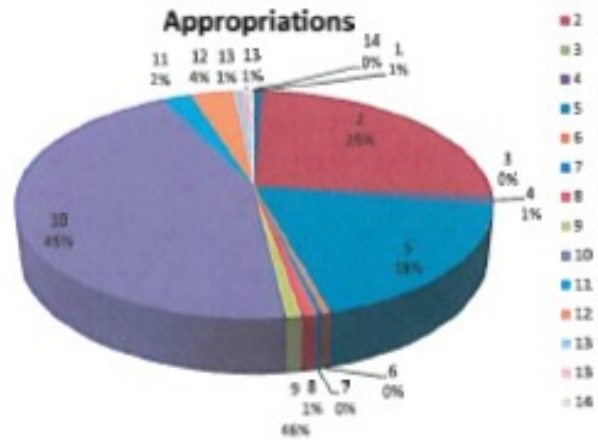
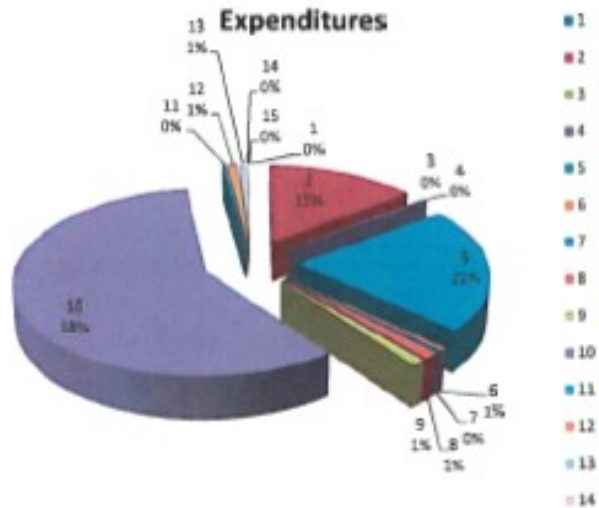
Resource Centers	FY 2011	FY 2012
Youth Center Visitors/Activities (games, art/crafts, etc.)	39,771	36,447
Computer Labs	7,953	7,755
Diversion	FY 2011	FY 2012
Crisis Intervention	236	248
Outreach	FY 2011	FY 2012
SCORE	2,450	4,818
Chansa	120	105

FINANCIAL DATA

FINANCIAL INFORMATION

AS OF 6/30/2013

Object Category	Appropriations	Expenditures
1 CAPITAL	49,308.00	0
2 CONTRACT	1,622,245.53	479,161.79
3 DRUG TESTING	839.50	720.00
4 EQUIPMENT	88,887.50	11,452.35
5 FRINGE	1,152,154.67	722,685.64
INDIRECT COST -		
6 FEDERAL	26,929.09	12319.46
7 MISC	22,057.00	11,835.00
8 OVERTIME SALARY	55,214.00	39,701.22
9 POWER	58,443.00	33,820.24
10 REGULAR SALARY	2,843,095.65	1,910,803.87
SUB-		
11 RECIPIENT/GRANTS	144,016.14	11,821.76
12 SUPPLIES	219,360.42	29,433.51
13 TELEPHONE	40,397.00	20,554.23
13 TRAVEL	36,906.58	850.00
14 WATER	21,354.00	9,020.66
Totals	6,381,208.08	3,294,179.73



Federal Funds

■ Appropriation ■ Expenditures



General Funds

■ Appropriation ■ Expenditures



Subaward Funds (GDOE)

■ Appropriation ■ Expenditures



CARRY-OVER FUNDS

■ Appropriation ■ Expenditures



DYA FUND	Appropriation	Expenditures
GENERAL FUNDS	4,662,825.00	3,060,736.39
FEDERAL FUNDS	1,407,492.11	175,581.34
SUBAWARD FUNDS	231,218.46	49,161.00
CARRY-OVER	79,672.51	8,701.00
Totals	6,381,208.08	3,294,179.73



FUTURE CHALLENGES

Within the YCF population, FSM detainees, specifically from Chuuk and Pohnpei, accounted for 50% percent of the total admission in 2012, compared to 37% in 2011 as reflected in Table. 3. Essentially, the local indigenous Chamorro teens are outnumbered by the Chuukese (FSM) groups despite the Chamorros actually making up the largest ethnic group on Guam.

Table 3. DYA Admissions: Top Five Ethnic Group

2010	2011	2012
Chamorro (197)	Chuukese (210)	Chamorro (224)
Chuukese (158)	Chamorro (188)	Chuukese (264)
Pohnpeian (19)	Filipino (30)	Filipino (45)
Filipino (11)	Cham/Fil (17)	Caucasian (23)
Palauan (9)	Pohnpeian (12)	Palauan (23)

This is a very alarming percentage if we consider the percentage of the FSM community in Guam's population, according to the 2010 Guam Census, other Pacific Islanders account for 11.3%. Since 2000, there has been a steady increase in admission of youth from Federated States of Micronesia (FSM) while the percentages culminating in the highest percentages ever seen in the last three years are from Chuuk. One other FSM group has shown increases in admission percentages over and above the 1% cutoff, however the Pohnpeian percentages had its highest peak in 2007 and recently has seen a decrease from 2009 through 2012.

OUTLOOK

Throughout the year, a series of meetings will be scheduled with DOE personnel (e.g. truant officers, school discipline administrators), Court personnel (e.g., judges, probation officers, juvenile drug court staff) to inform them of the data and to discuss specific cases where an admission could have been prevented. More programs focused on intervention, diversion, drug and alcohol abuse, and even creating more GDOE detention programs at schools can help deter the current population at YCF. In addition, research on evidence-based approaches preventing recidivism and specifically violations of court orders will be done by DYA staff. After those series of meetings, action steps and plans will be formulated and implemented all while working closely and communicating directly with other child-serving agencies and personnel.

No one approach is going to quickly solve the problem, but rather a multi-agency, multi-disciplinary team of professionals along with community, church, and family members may be the true beginning of possibly solving a very complex social problem. Therefore, DYA will continue to work with FSM leaders, church leaders, advocacy groups, etc. to enhance educational and vocational experiences of all FSM citizens on Guam and help develop and engender a sense of responsibility, accountability, and spirituality within the DYA youth clientele.

DYA will sustain its partnerships, including Sanctuary's AmeriCorps Volunteers Program, Guam Community College (GCC) – College Access Challenge Grant Program, Guam Department of Education (Career Technical Educational, UOG internship programs, Chansa Program with GPD and DOC, PEACE Office for suicide awareness training and Youth for Youth conferences, businesses (donations such as computer labs and internet, sports equipment), etc.